


WEST VIRGINIA HIGHER EDUCATION POLICY COMMISSION

WEST VIRGINIA COUNCIL FOR COMMUNITY AND
TECHNICAL COLLEGE EDUCATION

Fall 2004

Enrollment Report



1018 KANAWHA BLVD EAST
SUITE 700
CHARLESTON, WV 25301

Fall 2004 Enrollment Report

Location of West Virginia Public Institutions of Higher Education	ii
Location of West Virginia Independent Institutions of Higher Education	iii
Freshmen Headcount Enrollment, By Attendance Status, Early Fall 2004.....	1
Headcount Enrollment by Residence, Attendance, and Gender, Early Fall 2004	2
Age Distribution for Students (Public Only), Early Fall 2004	3
Students by Ethnicity (Public Only), Early Fall 2004.....	4
Full-Time Equivalent Enrollment, By Residence and Student Level, End of Term Fall 2004	5
Undergraduate Headcount Enrollment, Early Fall 2003 – Early Fall 2004	6
Graduate/First Professional Headcount Enrollment, Early Fall 2003 – Early Fall 2004.....	7
Undergraduate Full-Time Equivalent Enrollment, End of Term Fall 2003 – End of Term Fall 2004	8
Graduate/First Professional Full-Time Equivalent Enrollment, End of Term Fall 2003 – End of Term Fall 2004	9
Headcount Enrollment, Early Fall 1999– Early Fall 2004	10
Annualized Full-Time Equivalent Enrollment, FY 2000 through FY 2004.....	11
Definitions	12

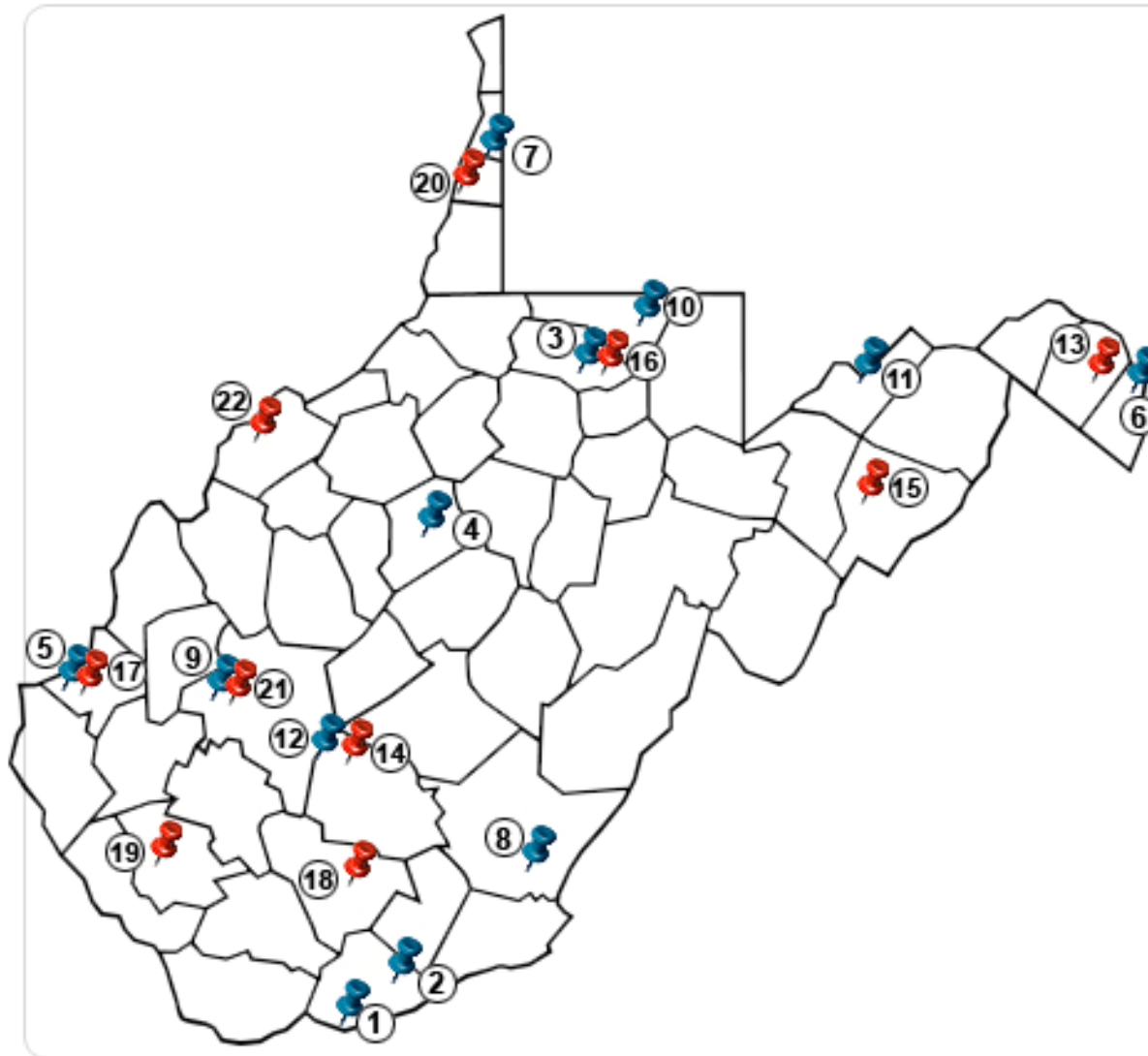
Release Date: May 9, 2005

Revision Date: N/A

Prepared by the Office of Research and Technology

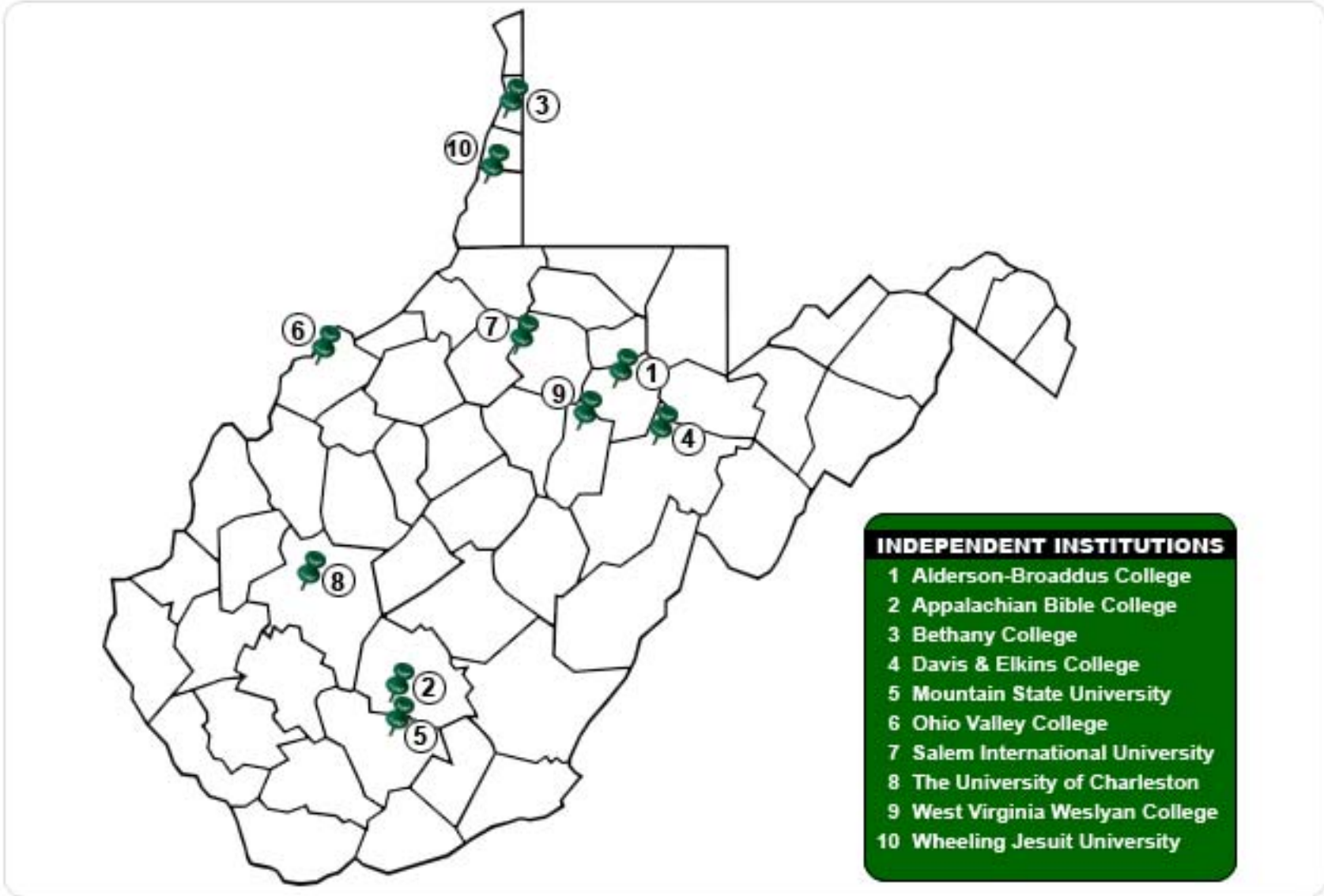
1018 Kanawha Boulevard, East, Suite 700
Charleston, West Virginia 25301
Telephone (304) 558-1112
Fax (304) 558-4820

For more information: <http://www.hepc.wvnet.edu>



- 4 YEAR INSTITUTIONS**
- 1 Bluefield State College
 - 2 Concord University
 - 3 Fairmont State University
 - 4 Glenville State College
 - 5 Marshall University
 - 6 Shepherd University
 - 7 West Liberty State College
 - 8 WV School of Osteopathic Med
 - 9 West Virginia State University
 - 10 West Virginia University
 - 11 Potomac State College
 - 12 WVU Institute of Technology

- 2 YEAR INSTITUTIONS**
- 13 Community and Technical College of Shepherd
 - 14 Community and Technical College of WVU Tech
 - 15 Eastern WV Community and Technical College
 - 16 Fairmont State Community and Technical College
 - 17 Marshall Community and Technical College
 - 18 New River Community and Technical College
 - 19 Southern WV Community and Technical College
 - 20 WV Northern Community College
 - 21 WV State Community and Technical College
 - 22 WVU at Parkersburg



**Freshmen Headcount Enrollment
By Attendance Status
Early Fall 2004**

Institutions	First-time Freshmen		Students Graduating High School Prior to 2004		2004 High School Graduates		2004 Graduates of WV High Schools	
	Full-Time	Part-Time	Full-Time	Part-Time	Full-Time	Part-Time	Full-Time	Part-Time
PUBLIC INSTITUTIONS								
Bluefield State College	268	14	87	12	181	2	152	0
New River Community and Technical College	248	58	108	43	140	15	119	14
Total	516	72	195	55	321	17	271	14
Concord University	566	12	48	4	518	8	409	4
Eastern WV Community & Technical College*	20	44	15	35	5	9	4	8
Fairmont State University	581	11	57	9	524	2	485	2
Fairmont State Community and Technical College	566	100	183	77	383	23	332	19
Total	1,147	111	240	86	907	25	817	21
Glennville State College	290	2	30	2	260	0	231	0
Marshall University	1,769	34	109	28	1,660	6	1,266	4
Marshall Community and Technical College	382	68	145	60	237	8	191	7
Total	2,151	102	254	88	1,897	14	1,457	11
Shepherd University	642	46	63	30	579	16	347	12
Community and Technical College of Shepherd	132	23	67	20	65	3	55	1
Total	774	69	130	50	644	19	402	13
Southern WV Community & Technical College	451	94	104	64	347	30	299	26
West Liberty State College	454	8	14	1	440	7	284	5
WV Northern Community College	346	84	171	65	175	19	130	12
WV State University	367	31	81	18	286	13	222	12
WV State Community and Technical College	274	58	116	47	158	11	100	7
Total	641	89	197	65	444	24	322	19
West Virginia University	4,330	29	158	20	4,172	9	2,165	4
Potomac State College of WVU	428	6	41	6	387	0	231	0
WVU Institute of Technology	253	1	20	1	233	0	176	0
Community and Technical College of WVU Tech	111	11	22	7	89	4	76	3
Total	364	12	42	8	322	4	252	3
WVU at Parkersburg	504	124	154	96	350	28	323	21
4-Year Institutions	9,948	194	708	131	9,240	63	5,968	43
2-Year Institutions	3,034	664	1,085	514	1,949	150	1,629	118
Public Institution Total	12,982	858	1,793	645	11,189	213	7,597	161
INDEPENDENT INSTITUTIONS								
Alderson-Broadus College	147	1	10	1	137	0	NA	NA
Appalachian Bible College	56	2	8	2	48	0	NA	NA
Bethany College	211	0	4	0	207	0	NA	NA
Davis & Elkins College	124	0	0	0	124	0	NA	NA
Mountain State University	288	100	147	86	141	14	NA	NA
Ohio Valley College	95	1	0	1	95	0	NA	NA
Salem International University	112	1	0	1	112	0	NA	NA
The University of Charleston	186	1	15	1	171	0	NA	NA
West Virginia Wesleyan College	348	2	3	0	345	2	NA	NA
Wheeling Jesuit University	288	0	0	0	288	0	NA	NA
Independent Institution Total	1,855	108	187	92	1,668	16	NA	NA
Total All Institutions	14,837	966	1,980	737	12,857	229	NA	NA

*Students reported at Eastern WV Community & Technical College were officially enrolled at Southern WV Community & Technical College in courses provided at Eastern.

**Source of independent institution data for these two columns is IPEDS Fall 2004 Enrollment (degree/certificate-seekers).

Headcount Enrollment By Residence, Attendance, and Gender Early Fall 2004

Institutions	Residence*				Attendance				Gender			
	In-state	Out-of-State	Total	% In-state	Full-time	Part-time	Total	% Full-time	Male	Female	Total	% Female
PUBLIC INSTITUTIONS												
Bluefield State College	1,739	101	1,840	95	1,456	384	1,840	79	745	1,095	1,840	60
New River Community and Technical College	1,648	18	1,666	99	999	667	1,666	60	545	1,121	1,666	67
Total	3,387	119	3,506	97	2,455	1,051	3,506	70	1,290	2,216	3,506	63
Concord University	2,523	423	2,946	86	2,435	511	2,946	83	1,219	1,727	2,946	59
Eastern WV Community & Technical College**	675	19	694	97	73	621	694	11	183	511	694	74
Fairmont State University	3,747	290	4,037	93	3,372	665	4,037	84	1,814	2,223	4,037	55
Fairmont State Community and Technical College	3,251	169	3,420	95	2,034	1,386	3,420	59	1,438	1,982	3,420	58
Total	6,998	459	7,457	94	5,406	2,051	7,457	72	3,252	4,205	7,457	56
Glenville State College	1,196	123	1,319	91	1,142	177	1,319	87	618	701	1,319	53
Marshall University	11,256	2,346	13,602	83	9,732	3,870	13,602	72	5,467	8,135	13,602	60
Marshall Community and Technical College	1,980	422	2,402	82	1,365	1,037	2,402	57	1,412	990	2,402	41
Total	13,236	2,768	16,004	83	11,097	4,907	16,004	69	6,879	9,125	16,004	57
Shepherd University	2,243	1,439	3,682	61	2,831	851	3,682	77	1,558	2,124	3,682	58
Community and Technical College of Shepherd	1,377	147	1,524	90	437	1,087	1,524	29	660	864	1,524	57
Total	3,620	1,586	5,206	70	3,268	1,938	5,206	63	2,218	2,988	5,206	57
Southern WV Community & Technical College	2,381	212	2,593	92	1,440	1,153	2,593	56	810	1,783	2,593	69
West Liberty State College	1,675	663	2,338	72	2,108	230	2,338	90	1,063	1,275	2,338	55
WV Northern Community College	2,330	507	2,837	82	1,474	1,363	2,837	52	919	1,918	2,837	68
WV School of Osteopathic Medicine	220	143	363	61	363	0	363	100	183	180	363	50
WV State University	3,035	309	3,344	91	2,400	944	3,344	72	1,363	1,981	3,344	59
WV State Community and Technical College	1,451	163	1,614	90	1,000	614	1,614	62	639	975	1,614	60
Total	4,486	472	4,958	90	3,400	1,558	4,958	69	2,002	2,956	4,958	60
West Virginia University	14,917	10,338	25,255	59	21,875	3,380	25,255	87	12,945	12,310	25,255	49
Potomac State College of WVU	1,036	268	1,304	79	858	446	1,304	66	613	691	1,304	53
WVU Institute of Technology	1,483	202	1,685	88	1,147	538	1,685	68	1,025	660	1,685	39
Community and Technical College of WVU Tech	629	29	658	96	509	149	658	77	362	296	658	45
Total	2,112	231	2,343	90	1,656	687	2,343	71	1,387	956	2,343	41
WVU at Parkersburg	3,617	105	3,722	97	2,148	1,574	3,722	58	1,389	2,333	3,722	63
4-Year Institutions	45,070	16,645	61,715	73	49,719	11,996	61,715	81	28,613	33,102	61,715	54
2-Year Institutions	19,339	1,791	21,130	92	11,479	9,651	21,130	54	8,357	12,773	21,130	60
Public Institution Total	64,409	18,436	82,845	78	61,198	21,647	82,845	74	36,970	45,875	82,845	55
INDEPENDENT INSTITUTIONS												
Alderson-Broaddus College	632	157	789	80	717	72	789	91	245	544	789	69
Appalachian Bible College	134	170	304	44	228	76	304	75	148	156	304	51
Bethany College	213	645	858	25	854	4	858	100	386	472	858	55
Davis & Elkins College	404	221	625	65	572	53	625	92	237	388	625	62
Mountain State University	2,832	806	3,638	78	2,814	824	3,638	77	1,303	2,335	3,638	64
Ohio Valley College	186	327	513	36	471	42	513	92	247	266	513	52
Salem International University	190	571	761	25	438	323	761	58	418	343	761	45
The University of Charleston	640	301	941	68	806	135	941	86	371	570	941	61
West Virginia Wesleyan College	802	720	1,522	53	1,485	37	1,522	98	724	798	1,522	52
Wheeling Jesuit University	830	869	1,699	49	1,125	574	1,699	66	563	1,136	1,699	67
Independent Institution Total	6,863	4,787	11,650	59	9,510	2,140	11,650	82	4,642	7,008	11,650	60
Total All Institutions	71,272	23,223	94,495	75	70,708	23,787	94,495	75	41,612	52,883	94,495	56

*Cross-reference definitions on page iv.

**Students reported at Eastern WV Community & Technical College were officially enrolled at Southern WV Community & Technical College in courses provided at Eastern.

**Age Distribution for Students (Public Only)
Early Fall 2004**

Institutions	Level	Under 18		18-22		23-24		25-44		45-64		65 and Over		Age Unknown		Total #	Average Age
		#	%	#	%	#	%	#	%	#	%	#	%	#	%		
Bluefield State College	Undergraduate	25	1	765	42	187	10	710	39	152	8	1	0	0	0	1,840	27.3
New River Community and Technical College	Undergraduate	154	9	636	38	115	7	639	38	120	7	2	0	0	0	1,666	26.9
Total		179	5	1,401	40	302	9	1,349	38	272	8	3	0	0	0	3,506	27.1
Concord University	Undergraduate	119	4	1,928	68	314	11	428	15	57	2	1	0	0	0	2,847	22.5
	Graduate	0	0	0	0	5	5	62	63	32	32	0	0	0	0	99	38.5
Total		119	4	1,928	65	319	11	490	17	89	3	1	0	0	0	2,946	23.0
Eastern WV Community & Technical College*	Undergraduate	354	51	120	17	18	3	143	21	56	8	2	0	1	0	694	23.2
Fairmont State University	Undergraduate	7	0	2,410	62	472	12	848	22	164	4	3	0	0	0	3,904	24.2
	Graduate	0	0	7	5	23	17	84	63	19	14	0	0	0	0	133	33.2
Fairmont State Community and Technical College	Undergraduate	399	12	1,539	45	287	8	976	29	213	6	6	0	0	0	3,420	25.2
Total		406	5	3,956	53	782	10	1,908	26	396	5	9	0	0	0	7,457	24.8
Glenville State College	Undergraduate	55	4	894	68	122	9	217	16	29	2	2	0	0	0	1,319	22.6
Marshall University	Undergraduate	318	3	6,643	68	1,128	11	1,546	16	198	2	6	0	0	0	9,839	22.6
	Graduate	0	0	120	3	555	16	2,145	60	739	21	5	0	0	0	3,564	34.2
	Medical	0	0	24	12	66	33	107	54	2	1	0	0	0	0	199	26.3
Marshall Community and Technical College	Undergraduate	52	2	855	36	178	7	1,064	44	252	10	1	0	0	0	2,402	29.4
Total		370	2	7,642	48	1,927	12	4,862	30	1,191	7	12	0	0	0	16,004	26.2
Shepherd University	Undergraduate	33	1	2,216	61	385	11	792	22	190	5	1	0	0	0	3,617	24.5
	Graduate	0	0	1	2	11	17	40	62	12	18	1	2	0	0	65	34.4
Community and Technical College of Shepherd	Undergraduate	117	8	351	23	71	5	568	37	403	26	14	1	0	0	1,524	34.1
Total		150	3	2,568	49	467	9	1,400	27	605	12	16	0	0	0	5,206	27.4
Southern WV Community & Technical College	Undergraduate	238	9	1,225	47	189	7	780	30	154	6	3	0	4	0	2,593	25.2
West Liberty State College	Undergraduate	3	0	1,665	71	292	12	313	13	64	3	1	0	0	0	2,338	22.7
WV Northern Community College	Undergraduate	306	11	979	35	215	8	1,054	37	273	10	10	0	0	0	2,837	27.7
WV School of Osteopathic Medicine	Medical	0	0	17	5	105	29	231	64	10	3	0	0	0	0	363	27.7
WV State University	Undergraduate	136	4	1,517	46	424	13	1,058	32	174	5	9	0	0	0	3,318	25.6
	Graduate	0	0	0	0	4	15	19	73	3	12	0	0	0	0	26	31.8
WV State Community and Technical College	Undergraduate	22	1	618	38	168	10	642	40	159	10	5	0	0	0	1,614	28.2
Total		158	3	2,135	43	596	12	1,719	35	336	7	14	0	0	0	4,958	26.5
West Virginia University	Undergraduate	171	1	15,590	84	1,543	8	1,204	6	142	1	3	0	0	0	18,653	21.0
	Graduate	0	0	355	7	1,030	20	3,191	61	652	12	8	0	0	0	5,236	31.4
	Law & Pharmacy	0	0	178	23	317	41	272	35	8	1	2	0	0	0	777	25.3
	Medical & Dental	0	0	89	15	220	37	277	47	3	1	0	0	0	0	589	25.2
Total		171	1	16,212	64	3,110	12	4,944	20	805	3	13	0	0	0	25,255	23.4
Potomac State College of WVU	Undergraduate	222	17	851	65	39	3	150	12	39	3	1	0	2	0	1,304	21.2
WVU Institute of Technology	Undergraduate	166	10	889	54	158	10	342	21	95	6	2	0	3	0	1,655	24.4
	Graduate	0	0	3	10	8	27	18	60	1	3	0	0	0	0	30	26.9
Community and Technical College of WVU Tech	Undergraduate	1	0	358	54	66	10	193	29	40	6	0	0	0	0	658	25.7
Total		167	7	1,250	53	232	10	553	24	136	6	2	0	3	0	2,343	24.8
WVU at Parkersburg	Undergraduate	375	10	1,516	41	311	8	1,268	34	247	7	5	0	0	0	3,722	26.2
4-Year	Undergraduate	1,255	2	35,368	70	5,064	10	7,608	15	1,304	3	30	0	5	0	50,634	22.6
	Graduate	0	0	486	5	1,636	18	5,559	61	1,458	16	14	0	0	0	9,153	32.6
	Law and Pharmacy	0	0	178	23	317	41	272	35	8	1	2	0	0	0	777	25.3
	Medical/Dental	0	0	130	11	391	34	615	53	15	1	0	0	0	0	1,151	26.1
2-Year	Undergraduate	2,018	10	8,197	39	1,618	8	7,327	35	1,917	9	48	0	5	0	21,130	27.1
System Total		3,273	4	44,359	54	9,026	11	21,381	26	4,702	6	94	0	10	0	82,845	25.0

*Students reported at Eastern WV Community & Technical College were officially enrolled at Southern WV Community & Technical College in courses provided at Eastern.

**Students by Ethnicity (Public Only)
Early Fall 2004**

Institutions	White, Non-Hispanic		Black, Non-Hispanic		Hispanic		Asian or Pacific Islander		American Indian or Alaska Native		Unknown		Non-Resident Alien		Total	Minority*	
	#	%	#	%	#	%	#	%	#	%	#	%	#	%	#	#	%
Bluefield State College	1,599	86.9	207	11.3	8	0.4	5	0.3	3	0.2	1	0.1	17	0.9	1,840	223	12.1
New River Community and Technical College	1,502	90.2	129	7.7	12	0.7	7	0.4	10	0.6	0	0.0	6	0.4	1,666	158	9.5
Total	3,101	88.4	336	9.6	20	0.6	12	0.3	13	0.4	1	0.0	23	0.7	3,506	381	10.9
Concord University	2,696	91.5	129	4.4	11	0.4	13	0.4	3	0.1	0	0.0	94	3.2	2,946	156	5.3
Eastern WV Community & Technical College**	679	97.8	11	1.6	0	0.0	1	0.1	3	0.4	0	0.0	0	0.0	694	15	2.2
Fairmont State University	3,844	95.2	107	2.7	21	0.5	16	0.4	12	0.3	0	0.0	37	0.9	4,037	156	3.9
Fairmont State Community and Technical College	3,155	92.3	169	4.9	24	0.7	15	0.4	24	0.7	0	0.0	33	1.0	3,420	232	6.8
Total	6,999	93.9	276	3.7	45	0.6	31	0.4	36	0.5	0	0.0	70	0.9	7,457	388	5.2
Glenville State College	1,226	92.9	72	5.5	4	0.3	13	1.0	4	0.3	0	0.0	0	0.0	1,319	93	7.1
Marshall University	10,995	80.8	565	4.2	86	0.6	122	0.9	48	0.4	1,559	11.5	227	1.7	13,602	821	6.0
Marshall Community and Technical College	1,853	77.1	147	6.1	22	0.9	10	0.4	3	0.1	363	15.1	4	0.2	2,402	182	7.6
Total	12,848	80.3	712	4.4	108	0.7	132	0.8	51	0.3	1,922	12.0	231	1.4	16,004	1,003	6.3
Shepherd University	3,333	90.5	173	4.7	70	1.9	51	1.4	20	0.5	2	0.1	33	0.9	3,682	314	8.5
Community and Technical College of Shepherd	1,397	91.7	85	5.6	26	1.7	8	0.5	5	0.3	0	0.0	3	0.2	1,524	124	8.1
Total	4,730	90.9	258	5.0	96	1.8	59	1.1	25	0.5	2	0.0	36	0.7	5,206	438	8.4
Southern WV Community & Technical College	2,537	97.8	38	1.5	5	0.2	4	0.2	9	0.3	0	0.0	0	0.0	2,593	56	2.2
West Liberty State College	2,230	95.4	75	3.2	13	0.6	5	0.2	3	0.1	0	0.0	12	0.5	2,338	96	4.1
WV Northern Community College	2,727	96.1	75	2.6	12	0.4	16	0.6	4	0.1	2	0.1	1	0.0	2,837	107	3.8
WV School of Osteopathic Medicine	324	89.3	2	0.6	5	1.4	30	8.3	2	0.6	0	0.0	0	0.0	363	39	10.7
WV State University	2,720	81.3	508	15.2	22	0.7	20	0.6	12	0.4	34	1.0	28	0.8	3,344	562	16.8
WV State Community and Technical College	1,254	77.7	297	18.4	11	0.7	13	0.8	5	0.3	18	1.1	16	1.0	1,614	326	20.2
Total	3,974	80.2	805	16.2	33	0.7	33	0.7	17	0.3	52	1.0	44	0.9	4,958	888	17.9
West Virginia University	21,968	87.0	858	3.4	351	1.4	463	1.8	80	0.3	223	0.9	1,312	5.2	25,255	1,752	6.9
Potomac State College of WVU	1,134	87.0	91	7.0	14	1.1	11	0.8	3	0.2	40	3.1	11	0.8	1,304	119	9.1
WVU Institute of Technology	1,445	85.8	153	9.1	7	0.4	12	0.7	5	0.3	0	0.0	63	3.7	1,685	177	10.5
Community and Technical College of WVU Tech	584	88.8	61	9.3	7	1.1	2	0.3	2	0.3	0	0.0	2	0.3	658	72	10.9
Total	2,029	86.6	214	9.1	14	0.6	14	0.6	7	0.3	0	0.0	65	2.8	2,343	249	10.6
WVU at Parkersburg	3,648	98.0	22	0.6	13	0.3	22	0.6	13	0.3	3	0.1	1	0.0	3,722	70	1.9
4-Year Institutions	53,514	86.7	2,940	4.8	612	1.0	761	1.2	195	0.3	1,859	3.0	1,834	3.0	61,715	4,508	7.3
2-Year Institutions	19,336	91.5	1,034	4.9	132	0.6	98	0.5	78	0.4	386	1.8	66	0.3	21,130	1,342	6.4
System Total	72,850	87.9	3,974	4.8	744	0.9	859	1.0	273	0.3	2,245	2.7	1,900	2.3	82,845	5,850	7.1

*Percent minority includes Black, Non-Hispanic; Hispanic; Asian or Pacific Islander; and American Indian or Alaska Native.

**Students reported at Eastern WV Community & Technical College were officially enrolled at Southern WV Community & Technical College in courses provided at Eastern.

Note: Individual percentages may not add to 100% due to rounding.

**Full-Time Equivalent Enrollment
By Residence* and Student Level
End of Term Fall 2004**

Institutions	In-State						Out-of-State						Total						Grand Total
	Undergraduate		Graduate		First Professional		Undergraduate		Graduate		First Professional		Undergraduate		Graduate		First Professional		
	FTE	%	FTE	%	FTE	%	FTE	%	FTE	%	FTE	%	FTE	%	FTE	%	FTE	%	
Bluefield State College	1,482.87	100	N/A	N/A	N/A	N/A	99.47	100	N/A	N/A	N/A	N/A	1,582.34	100	N/A	N/A	N/A	N/A	1,582.34
New River Community and Technical College	1,188.87	100	N/A	N/A	N/A	N/A	8.07	100	N/A	N/A	N/A	N/A	1,196.94	100	N/A	N/A	N/A	N/A	1,196.94
Total	2,671.74	100	N/A	N/A	N/A	N/A	107.54	100	N/A	N/A	N/A	N/A	2,779.28	100	N/A	N/A	N/A	N/A	2,779.28
Concord University	2,298.53	98	38.42	2	N/A	N/A	449.40	99	5.00	1	N/A	N/A	2,747.93	98	43.42	2	N/A	N/A	2,791.35
Eastern WV Community & Technical College**	243.67	100	N/A	N/A	N/A	N/A	4.00	100	N/A	N/A	N/A	N/A	247.67	100	N/A	N/A	N/A	N/A	247.67
Fairmont State University	3,413.20	98	65.92	2	N/A	N/A	301.87	99	1.58	1	N/A	N/A	3,715.07	98	67.50	2	N/A	N/A	3,782.57
Fairmont State Community and Technical College	2,146.00	100	N/A	N/A	N/A	N/A	147.40	100	N/A	N/A	N/A	N/A	2,293.40	100	N/A	N/A	N/A	N/A	2,293.40
Total	5,559.20	99	65.92	1	N/A	N/A	449.27	100	1.58	0	N/A	N/A	6,008.47	99	67.50	1	N/A	N/A	6,075.97
Glennville State College	1,078.60	100	N/A	N/A	N/A	N/A	122.80	100	N/A	N/A	N/A	N/A	1,201.40	100	N/A	N/A	N/A	N/A	1,201.40
Marshall University	7,141.80	81	1,501.25	17	179.00	2	1,679.47	81	381.17	18	20.00	1	8,821.27	81	1,882.42	17	199.00	2	10,902.69
Marshall Community and Technical College	1,345.73	100	N/A	N/A	N/A	N/A	244.47	100	N/A	N/A	N/A	N/A	1,590.20	100	N/A	N/A	N/A	N/A	1,590.20
Total	8,487.53	83	1,501.25	15	179.00	2	1,923.94	83	381.17	16	20.00	1	10,411.47	83	1,882.42	15	199.00	2	12,492.89
Shepherd University	1,934.80	99	21.00	1	N/A	N/A	1,231.50	100	4.83	0	N/A	N/A	3,166.30	99	25.83	1	N/A	N/A	3,192.13
Community and Technical College of Shepherd	619.40	100	N/A	N/A	N/A	N/A	64.27	100	N/A	N/A	N/A	N/A	683.67	100	N/A	N/A	N/A	N/A	683.67
Total	2,554.20	99	21.00	1	N/A	N/A	1,295.77	100	4.83	0	N/A	N/A	3,849.97	99	25.83	1	N/A	N/A	3,875.80
Southern WV Community & Technical College	1,634.27	100	N/A	N/A	N/A	N/A	145.87	100	N/A	N/A	N/A	N/A	1,780.14	100	N/A	N/A	N/A	N/A	1,780.14
West Liberty State College***	1,697.60	100	0.00	0	N/A	N/A	705.13	100	0.00	0	N/A	N/A	2,402.73	100	0.00	0	N/A	N/A	2,402.73
WV Northern Community College	1,553.34	100	N/A	N/A	N/A	N/A	358.59	100	N/A	N/A	N/A	N/A	1,911.93	100	N/A	N/A	N/A	N/A	1,911.93
WV School of Osteopathic Medicine	N/A	N/A	N/A	N/A	220.00	100	N/A	N/A	N/A	N/A	143.00	100	N/A	N/A	N/A	N/A	363.00	100	363.00
WV State University	2,314.27	99	15.08	1	N/A	N/A	288.20	99	3.50	1	N/A	N/A	2,602.47	99	18.58	1	N/A	N/A	2,621.05
WV State Community and Technical College	967.67	100	N/A	N/A	N/A	N/A	144.07	100	N/A	N/A	N/A	N/A	1,111.74	100	N/A	N/A	N/A	N/A	1,111.74
Total	3,281.94	100	15.08	0	N/A	N/A	432.27	99	3.50	1	N/A	N/A	3,714.21	100	18.58	0	N/A	N/A	3,732.79
West Virginia University	10,528.80	77	1,989.50	15	1,100.73	8	8,216.47	81	1,684.50	17	273.93	3	18,745.27	79	3,674.00	15	1,374.66	6	23,793.93
Potomac State College of WVU	742.47	100	N/A	N/A	N/A	N/A	274.20	100	N/A	N/A	N/A	N/A	1,016.67	100	N/A	N/A	N/A	N/A	1,016.67
WVU Institute of Technology	1,163.40	100	2.67	0	N/A	N/A	180.33	93	12.67	7	N/A	N/A	1,343.73	99	15.34	1	N/A	N/A	1,359.07
Community and Technical College of WVU Tech	604.80	100	N/A	N/A	N/A	N/A	39.80	100	N/A	N/A	N/A	N/A	644.60	100	N/A	N/A	N/A	N/A	644.60
Total	1,768.20	100	2.67	0	N/A	N/A	220.13	95	12.67	5	N/A	N/A	1,988.33	99	15.34	1	N/A	N/A	2,003.67
WVU at Parkersburg	2,515.67	100	N/A	N/A	N/A	N/A	71.47	100	N/A	N/A	N/A	N/A	2,587.14	100	N/A	N/A	N/A	N/A	2,587.14
4-Year Institutions	33,796.34	87	3,633.84	9	1,499.73	4	13,548.84	84	2,093.25	13	436.93	3	47,345.18	86	5,727.09	10	1,936.66	4	55,008.93
2-Year Institutions	12,819.42	100	N/A	N/A	N/A	N/A	1,228.01	100	N/A	N/A	N/A	N/A	14,047.43	100	N/A	N/A	N/A	N/A	14,047.43
System Total	46,615.76	90	3,633.84	7	1,499.73	3	14,776.85	85	2,093.25	12	436.93	3	61,392.61	89	5,727.09	8	1,936.66	3	69,056.36

*Cross-reference definitions on page 12.

**Students reported at Eastern WV Community & Technical College were officially enrolled at Southern WV Community & Technical College in courses provided at Eastern.

***Graduate-level students are enrolled in collaborative master's programs with Marshall University and West Virginia University.

**West Virginia Public Colleges and Universities
Undergraduate Headcount Enrollment
Early Fall 2003 - Early Fall 2004**

Institutions	2003				2004				% Change			
	Cert. or Assoc.	Bach.	Non- Degree- Seeking	Total	Cert. or Assoc.	Bach.	Non- Degree- Seeking	Total	Cert. or Assoc.	Bach.	Non- Degree- Seeking	Total
Bluefield State College	868	808	42	1,718	327	1,444	69	1,840	-62%	79%	64%	7%
New River Community and Technical College	1,419	N/A	374	1,793	1,322	N/A	344	1,666	-7%	N/A	-8%	-7%
Total	2,287	808	416	3,511	1,649	1,444	413	3,506	-28%	79%	-1%	0%
Concord University	5	2,898	27	2,930	1	2,816	30	2,847	-80%	-3%	11%	-3%
Eastern WV Community & Technical College*	208	N/A	186	394	236	N/A	458	694	13%	N/A	146%	76%
Fairmont State University	N/A	3,687	154	3,841	N/A	3,800	104	3,904	N/A	3%	-32%	2%
Fairmont State Community and Technical College	2,480	N/A	805	3,285	2,727	N/A	693	3,420	10%	N/A	-14%	4%
Total	2,480	3,687	959	7,126	2,727	3,800	797	7,324	10%	3%	-17%	3%
Glenville State College	251	1,126	0	1,377	195	1,124	0	1,319	-22%	0%	N/A	-4%
Marshall University	172	9,196	495	9,863	193	9,125	521	9,839	12%	-1%	5%	0%
Marshall Community and Technical College	2,167	N/A	176	2,343	2,263	N/A	139	2,402	4%	N/A	-21%	3%
Total	2,339	9,196	671	12,206	2,456	9,125	660	12,241	5%	-1%	-2%	0%
Shepherd University	N/A	3,203	97	3,300	N/A	3,318	299	3,617	N/A	4%	208%	10%
Community and Technical College of Shepherd	644	N/A	860	1,504	600	N/A	924	1,524	-7%	N/A	7%	1%
Total	644	3,203	957	4,804	600	3,318	1,223	5,141	-7%	4%	28%	7%
Southern WV Community & Technical College	2,477	N/A	97	2,574	2,290	N/A	303	2,593	-8%	N/A	212%	1%
West Liberty State College	44	2,439	0	2,483	44	2,294	0	2,338	0%	-6%	N/A	-6%
WV Northern Community College	1,973	N/A	905	2,878	2,203	N/A	634	2,837	12%	N/A	-30%	-1%
WV State University	N/A	3,108	1	3,109	N/A	3,318	0	3,318	N/A	7%	-100%	7%
WV State Community and Technical College	1,557	N/A	0	1,557	1,614	N/A	0	1,614	4%	N/A	N/A	4%
Total	1,557	3,108	1	4,666	1,614	3,318	0	4,932	4%	7%	-100%	6%
West Virginia University	N/A	17,516	1	17,517	N/A	18,652	1	18,653	N/A	6%	0%	6%
Potomac State College of WVU	888	15	427	1,330	893	12	399	1,304	1%	-20%	-7%	-2%
WVU Institute of Technology	49	1,709	0	1,758	57	1,598	0	1,655	16%	-6%	N/A	-6%
Community and Technical College of WVU Tech	660	24	0	684	658	N/A	0	658	0%	N/A	N/A	-4%
Total	709	1,733	0	2,442	715	1,598	0	2,313	1%	-8%	N/A	-5%
WVU at Parkersburg	1,866	1,149	428	3,443	2,469	564	689	3,722	32%	-51%	61%	8%
4-Year Institutions	2,277	45,705	1,244	49,226	1,710	47,501	1,423	50,634	-25%	4%	14%	3%
2-Year Institutions	15,451	1,173	3,831	20,455	16,382	564	4,184	21,130	6%	-52%	9%	3%
System Total	17,728	46,878	5,075	69,681	18,092	48,065	5,607	71,764	2%	3%	10%	3%

*Students reported at Eastern WV Community & Technical College were officially enrolled at Southern WV Community & Technical College in courses provided at Eastern.

**West Virginia Public Colleges and Universities
Graduate/First Professional Headcount Enrollment
Early Fall 2003 - Early Fall 2004**

Institutions	2003				2004				% Change			
	Grad.	First Prof.	Non-Degree-Seeking	Total	Grad.	First Prof.	Non-Degree-Seeking	Total	Grad.	First Prof.	Non-Degree-Seeking	Total
Concord University	57	N/A	0	57	99	N/A	0	99	74%	N/A	N/A	74%
Fairmont State University	40	N/A	57	97	112	N/A	21	133	180%	N/A	-63%	37%
Marshall University	3,196	199	435	3,830	3,107	199	457	3,763	-3%	0%	5%	-2%
Shepherd University	27	N/A	0	27	65	N/A	0	65	141%	N/A	N/A	141%
West Liberty State College	19	N/A	0	19	0	N/A	0	0	-100%	N/A	N/A	-100%
WV School of Osteopathic Medicine	N/A	337	N/A	337	N/A	363	N/A	363	N/A	8%	N/A	8%
WV State University	21	N/A	0	21	26	N/A	0	26	24%	N/A	N/A	24%
West Virginia University	5,421	1,320	2	6,743	5,234	1,366	2	6,602	-3%	3%	0%	-2%
WVU Institute of Technology	25	N/A	0	25	30	N/A	0	30	20%	N/A	N/A	20%
4-Year Institutions	8,806	1,856	494	11,156	8,673	1,928	480	11,081	-2%	4%	-3%	-1%

Note: Only institutions that offer graduate/first professional programs are included in this table.

**West Virginia Public Colleges and Universities
Undergraduate Full-Time Equivalent Enrollment
End of Term Fall 2003 - End of Term Fall 2004**

Institutions	2003				2004				% Change			
	Cert. or Assoc.	Bach.	Non-Degree-Seeking	Total	Cert. or Assoc.	Bach.	Non-Degree-Seeking	Total	Cert. or Assoc.	Bach.	Non-Degree-Seeking	Total
Bluefield State College	775.60	753.73	27.27	1,556.60	275.67	1,285.67	21.00	1,582.34	-64%	71%	-23%	2%
New River Community and Technical College	1,244.40	N/A	134.13	1,378.53	1,084.53	N/A	112.40	1,196.93	-13%	N/A	-16%	-13%
Total	2,020.00	753.73	161.40	2,935.13	1,360.20	1,285.67	133.40	2,779.27	-33%	71%	-17%	-5%
Concord University	4.33	2,746.00	7.13	2,757.46	1.00	2,737.20	9.73	2,747.93	-77%	0%	36%	0%
Eastern WV Community & Technical College*	107.07	N/A	46.13	153.20	130.80	N/A	116.87	247.67	22%	N/A	153%	62%
Fairmont State University	N/A	3,476.33	56.20	3,532.53	N/A	3,682.80	32.27	3,715.07	N/A	6%	-43%	5%
Fairmont State Community and Technical College	2,010.07	N/A	233.73	2,243.80	2,070.33	N/A	223.07	2,293.40	3%	N/A	-5%	2%
Total	2,010.07	3,476.33	289.93	5,776.33	2,070.33	3,682.80	255.34	6,008.47	3%	6%	-12%	4%
Glenville State College	206.67	1,075.60	0.00	1,282.27	120.13	1,081.27	0.00	1,201.40	-42%	1%	N/A	-6%
Marshall University	137.53	8,662.40	174.40	8,974.33	143.47	8,509.07	168.73	8,821.27	4%	-2%	-3%	-2%
Marshall Community and Technical College	1,387.07	N/A	213.40	1,600.47	1,568.67	N/A	21.53	1,590.20	13%	N/A	-90%	-1%
Total	1,524.60	8,662.40	387.80	10,574.80	1,712.14	8,509.07	190.26	10,411.47	12%	-2%	-51%	-2%
Shepherd University	N/A	2,992.73	28.20	3,020.93	N/A	3,103.10	63.20	3,166.30	N/A	4%	124%	5%
Community and Technical College of Shepherd	482.53	N/A	226.27	708.80	459.87	N/A	223.80	683.67	-5%	N/A	-1%	-4%
Total	482.53	2,992.73	254.47	3,729.73	459.87	3,103.10	287.00	3,849.97	-5%	4%	13%	3%
Southern WV Community & Technical College	1,696.47	N/A	82.07	1,778.54	1,385.60	N/A	394.53	1,780.13	-18%	N/A	381%	0%
West Liberty State College	43.33	2,513.53	0.00	2,556.86	45.13	2,357.60	0.00	2,402.73	4%	-6%	N/A	-6%
WV Northern Community College	1,460.30	N/A	265.00	1,725.30	1,681.62	N/A	230.31	1,911.93	15%	N/A	-13%	11%
WV State University	N/A	2,540.33	1.87	2,542.20	N/A	2,602.47	0.00	2,602.47	N/A	2%	-100%	2%
WV State Community and Technical College	1,151.13	N/A	0.00	1,151.13	1,111.73	N/A	0.00	1,111.73	-3%	N/A	N/A	-3%
Total	1,151.13	2,540.33	1.87	3,693.33	1,111.73	2,602.47	0.00	3,714.20	-3%	2%	-100%	1%
West Virginia University	N/A	17,649.93	0.07	17,650.00	N/A	18,745.13	0.13	18,745.26	N/A	6%	86%	6%
Potomac State College of WVU	882.00	11.47	136.53	1,030.00	883.47	9.00	124.20	1,016.67	0%	-22%	-9%	-1%
WVU Institute of Technology	10.93	1,355.80	0.00	1,366.73	N/A	1,343.73	0.00	1,343.73	N/A	-1%	N/A	-2%
Community and Technical College of WVU Tech	586.13	22.27	0.00	608.40	644.60	N/A	0.00	644.60	10%	N/A	N/A	6%
Total	597.06	1,378.07	0.00	1,975.13	644.60	1,343.73	0.00	1,988.33	8%	-2%	N/A	1%
WVU at Parkersburg	1,442.00	913.60	184.87	2,540.47	1,942.40	433.93	210.80	2,587.13	35%	-53%	14%	2%
4-Year Institutions	2,060.39	43,777.85	431.67	46,269.91	1,468.87	45,457.04	419.26	47,345.17	-29%	4%	-3%	2%
2-Year Institutions	11,567.17	935.87	1,385.60	13,888.64	12,080.15	433.93	1,533.31	14,047.39	4%	-54%	11%	1%
System Total	13,627.56	44,713.72	1,817.27	60,158.55	13,549.02	45,890.97	1,952.57	61,392.56	-1%	3%	7%	2%

*Students reported at Eastern WV Community & Technical College were officially enrolled at Southern WV Community & Technical College in courses provided at Eastern.

**West Virginia Public Colleges and Universities
Graduate/First Professional Full-Time Equivalent Enrollment
End of Term Fall 2003 - End of Term Fall 2004**

Institutions	2003				2004				% Change			
	Grad.	First Prof.	Non-Degree-Seeking	Total	Grad.	First Prof.	Non-Degree-Seeking	Total	Grad.	First Prof.	Non-Degree-Seeking	Total
Concord University	35.25	N/A	0.00	35.25	43.42	N/A	0.00	43.42	23%	N/A	N/A	23%
Fairmont State University	14.33	N/A	20.00	34.33	59.50	N/A	8.00	67.50	315%	N/A	-60%	97%
Marshall University	1,745.67	199.00	144.92	2,089.59	1,705.25	199.00	177.17	2,081.42	-2%	0%	22%	0%
Shepherd University	9.25	N/A	0.00	9.25	25.83	N/A	0.00	25.83	179%	N/A	N/A	179%
West Liberty State College	5.25	N/A	0.00	5.25	0.00	N/A	0.00	0.00	-100%	N/A	N/A	-100%
WV School of Osteopathic Medicine	N/A	337.00	N/A	337.00	N/A	363.00	N/A	363.00	N/A	8%	N/A	8%
WV State University	10.67	N/A	0.00	10.67	18.58	N/A	0.00	18.58	74%	N/A	N/A	74%
West Virginia University	3,826.50	1,313.60	0.33	5,140.43	3,673.50	1,374.67	0.50	5,048.67	-4%	5%	52%	-2%
WVU Institute of Technology	20.75	N/A	0.00	20.75	15.33	N/A	0.00	15.33	-26%	N/A	N/A	-26%
4-Year Institutions	5,667.67	1,849.60	165.25	7,682.52	5,541.41	1,936.67	185.67	7,663.75	-2%	5%	12%	0%

Note: Only institutions that offer graduate/first professional programs are included in this table.

Headcount Enrollment Early Fall 1999 - Early Fall 2004

Institutions	Fall 1999	Fall 2000	Fall 2001	Fall 2002	Fall 2003	Fall 2004	% Change 1999-2004	% Change 2003-2004
PUBLIC INSTITUTIONS								
Bluefield State College	592	942	1,073	717	1,718	1,840	211%	7%
New River Community and Technical College	1,747	1,706	1,695	2,109	1,793	1,666	-5%	-7%
Total	2,339	2,648	2,768	2,826	3,511	3,506	50%	0%
Concord University	2,877	3,050	3,055	2,660	2,987	2,946	2%	-1%
Eastern WV Community & Technical College*	NA	NA	140	353	394	694	NA	76%
Fairmont State University	4,317	4,259	4,264	3,699	3,938	4,037	-6%	3%
Fairmont State Community and Technical College	2,313	2,237	2,460	3,080	3,285	3,420	48%	4%
Total	6,630	6,496	6,724	6,779	7,223	7,457	12%	3%
Glenville State College	1,249	1,276	1,321	1,184	1,377	1,319	6%	-4%
Glenville State Community and Technical College**	1,011	922	823	1,034	N/A	N/A	N/A	N/A
Total	2,260	2,198	2,144	2,218	1,377	1,319	-42%	-4%
Marshall University	13,376	13,530	13,701	13,792	13,693	13,602	2%	-1%
Marshall Community and Technical College	2,257	2,110	2,335	2,305	2,343	2,402	6%	3%
Total	15,633	15,640	16,036	16,097	16,036	16,004	2%	0%
Shepherd University	3,058	3,116	3,071	3,254	3,327	3,682	20%	11%
Community and Technical College of Shepherd	1,539	1,587	1,320	1,422	1,504	1,524	-1%	1%
Total	4,597	4,703	4,391	4,676	4,831	5,206	13%	8%
Southern WV Community & Technical College	2,464	2,425	2,520	2,499	2,574	2,593	5%	1%
West Liberty State College	2,579	2,606	2,654	2,571	2,502	2,338	-9%	-7%
WV Northern Community College	2,749	2,486	3,014	2,851	2,878	2,837	3%	-1%
WV School of Osteopathic Medicine	274	280	291	307	337	363	32%	8%
WV State University	3,774	4,000	3,045	3,122	3,130	3,344	-11%	7%
WV State Community and Technical College	1,020	823	1,791	1,384	1,557	1,614	58%	4%
Total	4,794	4,823	4,836	4,506	4,687	4,958	3%	6%
West Virginia University	22,315	21,987	22,774	23,492	24,260	25,255	13%	4%
Potomac State College of WVU	1,167	1,111	1,254	1,308	1,330	1,304	12%	-2%
WVU Institute of Technology	1,877	1,684	1,797	1,824	1,783	1,685	-10%	-5%
Community and Technical College of WVU Tech	716	642	577	639	684	658	-8%	-4%
Total	2,593	2,326	2,374	2,463	2,467	2,343	-10%	-5%
WVU at Parkersburg	3,480	3,271	3,340	3,370	3,443	3,722	7%	8%
4-Year Institutions	57,455	57,841	58,300	57,930	60,382	61,715	7%	2%
2-Year Institutions	19,296	18,209	20,015	21,046	20,455	21,130	10%	3%
Public Institution Total	76,751	76,050	78,315	78,976	80,837	82,845	8%	2%
INDEPENDENT INSTITUTIONS								
Alderson-Broadus College	736	751	802	778	773	789	7%	2%
Appalachian Bible College	303	302	242	264	322	304	0%	-6%
Bethany College	718	750	774	887	900	858	19%	-5%
Davis & Elkins College	647	668	588	654	624	625	-3%	0%
Mountain State University	1,977	2,078	2,460	3,058	3,566	3,638	84%	2%
Ohio Valley College	411	419	454	526	517	513	25%	-1%
Salem International University	686	607	538	566	657	761	11%	16%
The University of Charleston	1,214	1,096	1,150	1,004	1,018	941	-22%	-8%
West Virginia Wesleyan College	1,648	1,622	1,592	1,594	1,621	1,522	-8%	-6%
Wheeling Jesuit University	1,497	1,515	1,466	1,703	1,627	1,699	13%	4%
Independent Institution Total	9,837	9,808	10,066	11,034	11,625	11,650	18%	0%
Total All Institutions	86,588	85,858	88,381	90,010	92,462	94,495	9%	2%

*Students reported at Eastern WV Community & Technical College were officially enrolled at Southern WV Community & Technical College in courses provided at Eastern.

**Community and Technical College programs were discontinued at Glenville State College in 2003.

**Annualized Full-Time Equivalent Enrollment*
1999 through 2003**

Institutions	FY 2000	FY 2001	FY 2002	FY 2003	FY 2004	% Change 2000-2004	% Change 2003-2004
Bluefield State College				673	1,609	N/A	139%
New River Community and Technical College				1,746	1,396	N/A	-20%
Total	1,831	2,073	2,262	2,419	3,005	64%	24%
Concord University	2,551	2,864	2,761	2,831	2,783	9%	-2%
Eastern WV Community & Technical College**	N/A	N/A	56	140	137	N/A	-2%
Fairmont State University				3,492	3,680	N/A	5%
Fairmont State Community and Technical College				2,059	2,293	N/A	11%
Total	5,458	5,339	5,476	5,551	5,973	9%	8%
Glenville State College				1,140	1,333	N/A	17%
Glenville State Community and Technical College***				700	N/A	N/A	N/A
Total	1,894	1,835	1,788	1,840	1,333	-30%	-28%
Marshall University				11,242	11,166	N/A	-1%
Marshall University School of Medicine	688	683	663	690	720	5%	4%
Marshall Community and Technical College				1,406	1,577	N/A	12%
Total	12,469	12,528	12,810	13,338	13,463	8%	1%
Shepherd University				3,012	3,062	N/A	2%
Community and Technical College of Shepherd				659	728	N/A	10%
Total	3,385	3,410	3,478	3,671	3,790	12%	3%
Southern WV Community & Technical College	1,649	1,629	1,661	1,758	1,765	7%	0%
West Liberty State College	2,584	2,600	2,600	2,547	2,454	-5%	-4%
WV Northern Community College	1,466	1,418	1,575	1,737	1,845	26%	6%
WV School of Osteopathic Medicine	270	280	291	306	335	24%	9%
WV State University				2,670	2,612	N/A	-2%
WV State Community and Technical College				1,024	1,192	N/A	16%
Total	3,538	3,513	3,707	3,694	3,804	8%	3%
West Virginia University	19,739	19,652	20,299	21,206	22,141	12%	4%
West Virginia University Health Sciences Center	1,958	1,884	1,933	1,996	2,098	7%	5%
Total	21,697	21,536	22,232	23,202	24,239	12%	4%
Potomac State College of WVU	896	827	951	985	1,021	14%	4%
WVU Institute of Technology				1,473	1,414	N/A	-4%
Community and Technical College of WVU Tech				556	597	N/A	7%
Total	2,064	1,960	1,955	2,029	2,011	-3%	-1%
WVU at Parkersburg	2,264	2,136	2,245	2,422	2,651	17%	9%
4-Year Institutions	57,741	57,938	59,360	54,263	56,428	-2%	4%
2-Year Institutions****	6,275	6,010	6,488	14,207	14,181	126%	0%
System Total	64,016	63,948	65,848	68,470	70,609	10%	3%

*End-of-term data shown for 2002 and 2003.

**Students reported at Eastern WV Community & Technical College were officially enrolled at WV Northern Community College in courses provided by Eastern in academic year 2001, and at Southern WV Community & Technical College in academic years 2002 and 2003.

***Community and Technical College programs were discontinued at Glenville State College in 2003.

****Two-Year subtotals are comprised solely of stand-alone institutions until 2002, when component two-year campuses were split out and also included in the total.

Note: 2002 starts the first year data is shown by four-year and two-year components.

DEFINITIONS

Headcount Enrollment-A physical count of students enrolled in one or more courses *for credit*.

First-Professional Student-A student enrolled in a program leading to the first professional degree in Dentistry (D.D.S.), Law (J.D.), Medicine (D.O. or M.D.), or Pharmacy (Pharm.D.).

First-Time Postsecondary Freshman-An entering freshman who has not previously attended any college, including students enrolled in the fall semester who attended college for the first time in the preceding summer and students who entered with advanced standing (i.e., with college credits) at the freshman level. Dual-credit students are not counted as first-time freshmen until they officially enroll in college.

Full-Time Equivalent (FTE) Student-A statistic derived from the student credit hour output of an institution.

A. Undergraduate FTE: the equivalent number of students derived by dividing by 15 the total undergraduate student credit hours produced per semester in foundation, lower-level, and upper-level courses.

B. First Professional FTE: the equivalent number of students derived by dividing by 15 the total first professional student credit hours produced per semester in first professional courses (Law and Pharmacy only).

C. Graduate FTE: the equivalent number of students derived by dividing by 12 the total graduate student credit hours produced per semester in graduate courses.

D. Medical FTE: the same as the headcount enrollment (Dentistry and Medicine only).

E. Annualized FTE – A statistic derived by adding the FTE of summer, fall, and spring, then dividing by two.

Graduate Level Student-A student enrolled in a master's or doctoral degree program (or classes) other than the first professional degree programs in Dentistry, Law, Medicine, and Pharmacy.

In-State Student-For West Virginia public institutions, a student who is paying in-state fees, excluding those involved in an SREB Common Market, Reciprocity, or Metro program; for West Virginia independent institutions, a student who lists West Virginia as the permanent address prior to enrolling in the institution.

Lower-Level Student-An undergraduate enrolled in a postsecondary career-technical, certificate, diploma, or associate degree program, in a two-year college transfer program, or in a four-year or five-year bachelor's degree program who has not completed the sophomore year.

Out-of-State Student-For West Virginia public institutions, a student who is paying out-of-state fees or who is involved in an SREB Common Market, Reciprocity, or Metro program; for West Virginia independent institutions, a student who does not list West Virginia as the permanent address prior to enrollment in the institution.

Part-Time Student-A student enrolled for credits equal to fewer than 75 percent of the normal full-time load. For most undergraduates this would mean fewer than 12 semester hours.

Unclassified Student-A student who cannot be classified by level. Many unclassified students are permitted to take a limited or special selection of degree-credit courses without regard to requirements for a degree.

Undergraduate Student-A student who has matriculated into a certificate, associate, or baccalaureate program, but has not yet earned a degree.

Upper-Level Student-An undergraduate enrolled in a bachelor's degree program who has completed the sophomore year.