


WEST VIRGINIA HIGHER EDUCATION POLICY COMMISSION

WEST VIRGINIA COUNCIL FOR COMMUNITY AND
TECHNICAL COLLEGE EDUCATION

Graduation Report

2003-04



1018 KANAWHA BLVD EAST
SUITE 700
CHARLESTON, WV 25301

West Virginia Higher Education Graduation Report 2003-04

| | |
|---|-------|
| Certificates and Degrees Awarded by Level, 2003-04, Public and Independent Institutions..... | 1 |
| Certificates and Degrees Conferred By Level, 2003-04 | 2 |
| Certificates and Associate’s Degrees, 1993-94 through 2003-04 | 3 |
| Bachelor’s Degrees, 1993-94 through 2003-04..... | 4 |
| Undergraduate Awards, 2002-03 and 2003-04 | 5 |
| Graduate and First Professional Degrees, 1993-94 through 2003-04 | 6 |
| Graduate/First Professional Awards, 2002-03 and 2003-04..... | 7 |
| Total Certificates and Degrees Awarded, 1993-94 through 2003-04 | 8 |
| 6-Year Graduation Rates of First-Time, Full-Time, Degree-Seeking Freshmen..... | 9 |
| 3-Year Graduation Rates of First-Time, Full-Time, Degree-Seeking Freshmen..... | 10 |
| 5-Year Graduation Rates of First-Time, Full-Time, Degree-Seeking Freshmen..... | 11 |
| Certificates and Degrees Conferred for Public Institutions by Level, Discipline, and Institution 2003-04 | 12-18 |
| Certificates and Degrees Conferred for Independent Institutions by Level, Discipline, and Institution 2003-04 | 19-22 |
| Definitions | 23 |

Release Date: May 23, 2005

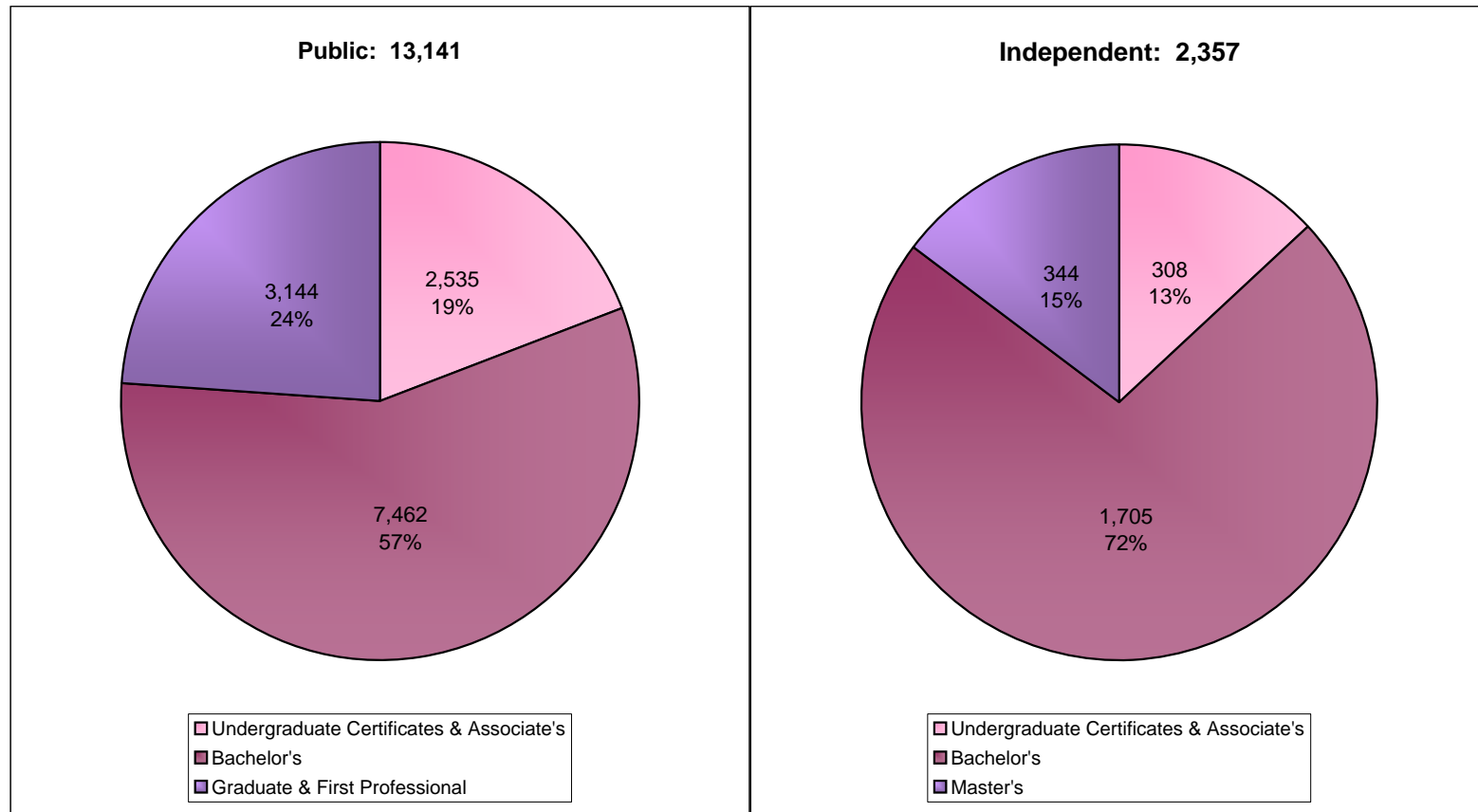
Revision Date: N/A

Prepared by the Office of Research and Technology

1018 Kanawha Boulevard, East, Suite 700
Charleston, West Virginia 25301
Telephone (304) 558-1112
Fax (304) 558-4820

For more information: <http://www.hepc.wvnet.edu>

Certificates and Degrees Awarded by Level, 2003-04 Public and Independent Institutions



•Public higher education institutions awarded 13,141 certificates and degrees in 2003-04. Bachelor's degrees made up 7,462 or 57% of total awards; while 2,535, or 19% were at the associate's and certificate level. There were 3,144 graduate and first professional degrees awarded, making up 24% of total awards.

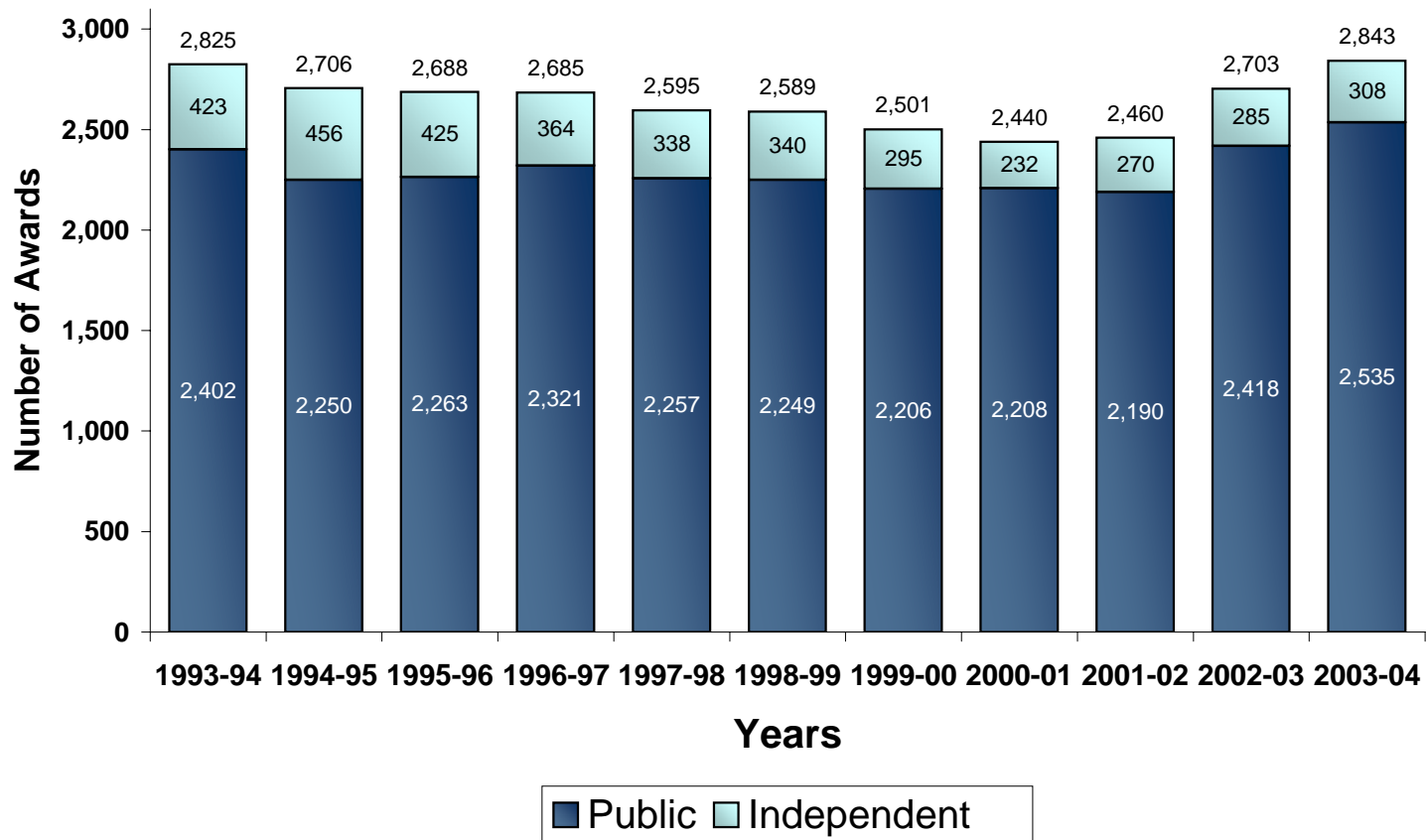
•Independent institutions awarded 2,357 certificates and degrees in 2003-04. Bachelor's degrees made up 1,705 or 72% of total awards; while 308 or 13% were at the associate's and certificate level. 344 or 15% of total awards were master's degrees.

Certificates and Degrees Conferred by Level 2003-04

| Institutions | Undergraduate Certificates | Associate's | Bachelor's | First Professional | Master's | Post- Master's | Doctoral | Total |
|--|-------------------------------|--------------|--------------|-----------------------|--------------|-------------------|------------|---------------|
| <u>Higher Education Policy Commission</u> | | | | | | | | |
| Bluefield State College | N/A | 188 | 222 | N/A | N/A | N/A | N/A | 410 |
| Concord University | N/A | 0 | 372 | N/A | 0 | N/A | N/A | 372 |
| Fairmont State University | N/A | N/A | 643 | N/A | 0 | N/A | N/A | 643 |
| Glennville State College | 0 | 91 | 206 | N/A | N/A | N/A | N/A | 297 |
| Marshall University | N/A | 79 | 1,395 | 43 | 937 | 43 | 9 | 2,506 |
| Potomac State College of WVU | 0 | 157 | N/A | N/A | N/A | N/A | N/A | 157 |
| Shepherd University | N/A | N/A | 562 | N/A | 0 | N/A | N/A | 562 |
| West Liberty State College | N/A | 34 | 415 | N/A | N/A | N/A | N/A | 449 |
| WV School of Osteopathic Medicine | N/A | N/A | N/A | 72 | N/A | N/A | N/A | 72 |
| WV State University | N/A | N/A | 431 | N/A | 0 | N/A | N/A | 431 |
| West Virginia University | N/A | N/A | 2,937 | 338 | 1,533 | N/A | 160 | 4,968 |
| WVU Institute of Technology | N/A | N/A | 193 | N/A | 9 | N/A | N/A | 202 |
| Total HEPC | 0 | 549 | 7,376 | 453 | 2,479 | 43 | 169 | 11,069 |
| <u>Council for Comm & Tech College Education</u> | | | | | | | | |
| Comm & Tech College of Shepherd | 0 | 94 | N/A | N/A | N/A | N/A | N/A | 94 |
| Comm & Tech College of WVU Tech | 0 | 83 | 3 | N/A | N/A | N/A | N/A | 86 |
| Eastern WV Comm & Tech College * | N/A | 8 | N/A | N/A | N/A | N/A | N/A | 8 |
| Fairmont State Comm & Tech College | 0 | 298 | N/A | N/A | N/A | N/A | N/A | 298 |
| Marshall Comm & Tech College | 0 | 258 | N/A | N/A | N/A | N/A | N/A | 258 |
| New River Comm & Tech College | 43 | 122 | N/A | N/A | N/A | N/A | N/A | 165 |
| Southern WV Comm & Tech College | 37 | 217 | N/A | N/A | N/A | N/A | N/A | 254 |
| WV Northern Community College | 64 | 216 | N/A | N/A | N/A | N/A | N/A | 280 |
| WV State Comm & Tech College | 38 | 195 | N/A | N/A | N/A | N/A | N/A | 233 |
| WVU at Parkersburg | 20 | 293 | 83 | N/A | N/A | N/A | N/A | 396 |
| Total CCTCE | 202 | 1,784 | 86 | N/A | N/A | N/A | N/A | 2,072 |
| Total Public Higher Ed | 202 | 2,333 | 7,462 | 453 | 2,479 | 43 | 169 | 13,141 |
| <u>Independent Institutions</u> | | | | | | | | |
| Alderson-Broadus College | 0 | 13 | 132 | N/A | 46 | N/A | N/A | 191 |
| Appalachian Bible College | 11 | 5 | 52 | N/A | N/A | N/A | N/A | 68 |
| Bethany College | N/A | N/A | 191 | N/A | N/A | N/A | N/A | 191 |
| Davis & Elkins College | N/A | 48 | 96 | N/A | N/A | N/A | N/A | 144 |
| Mountain State University | 6 | 130 | 386 | N/A | 191 | N/A | N/A | 713 |
| Ohio Valley College | N/A | 36 | 109 | N/A | N/A | N/A | N/A | 145 |
| Salem International University | N/A | 0 | 53 | N/A | 20 | N/A | N/A | 73 |
| University of Charleston | N/A | 59 | 120 | N/A | 29 | N/A | N/A | 208 |
| WV Wesleyan College | N/A | N/A | 291 | N/A | 4 | N/A | N/A | 295 |
| Wheeling Jesuit University | N/A | N/A | 275 | N/A | 54 | N/A | N/A | 329 |
| Total Independent Institutions | 17 | 291 | 1,705 | N/A | 344 | N/A | N/A | 2,357 |
| Total Higher Ed | 219 | 2,624 | 9,167 | 453 | 2,823 | 43 | 169 | 15,498 |

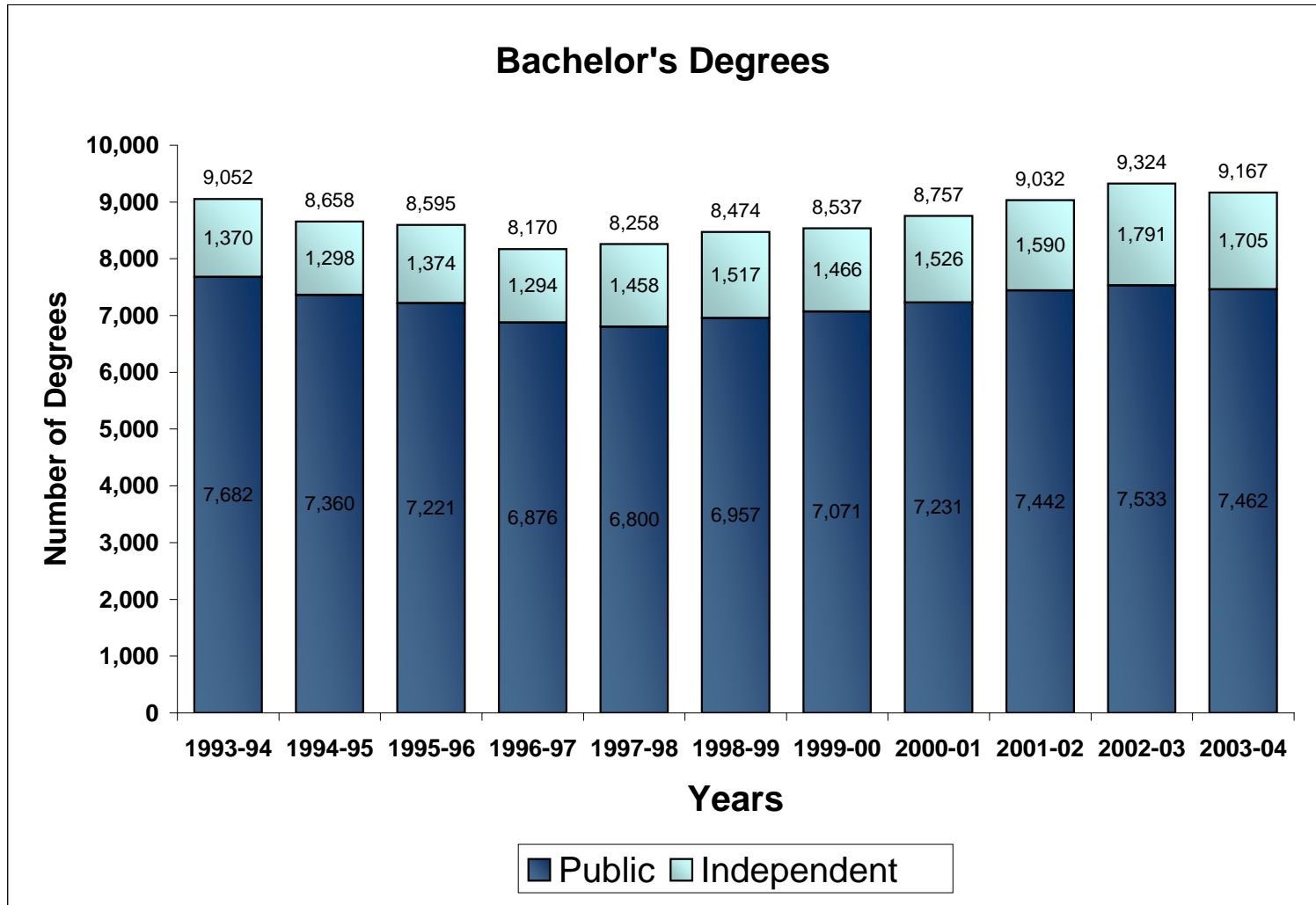
* Students reported at Eastern WV Community and Technical College were officially enrolled at Southern WV Community and Technical College in courses provided at Eastern.

Certificates and Associate's Degrees



•From 1993-94 to 2003-04, the number of certificates and associate's degrees awarded by public institutions rose 6% from 2,402 to 2,535. The current figure is the highest of the past decade.

•Over the same time period, independent institutions awarded 27% fewer certificates and associate's degrees, falling from 423 to 308; however, awards have been on the rise since 2000-01.



•From 1993-94 to 2003-04, the number of bachelor's degrees awarded by public institutions dropped 3% from 7,682 to 7,462. This is the first dip since 1997-98 and represents a 1% decrease over last year's figure.

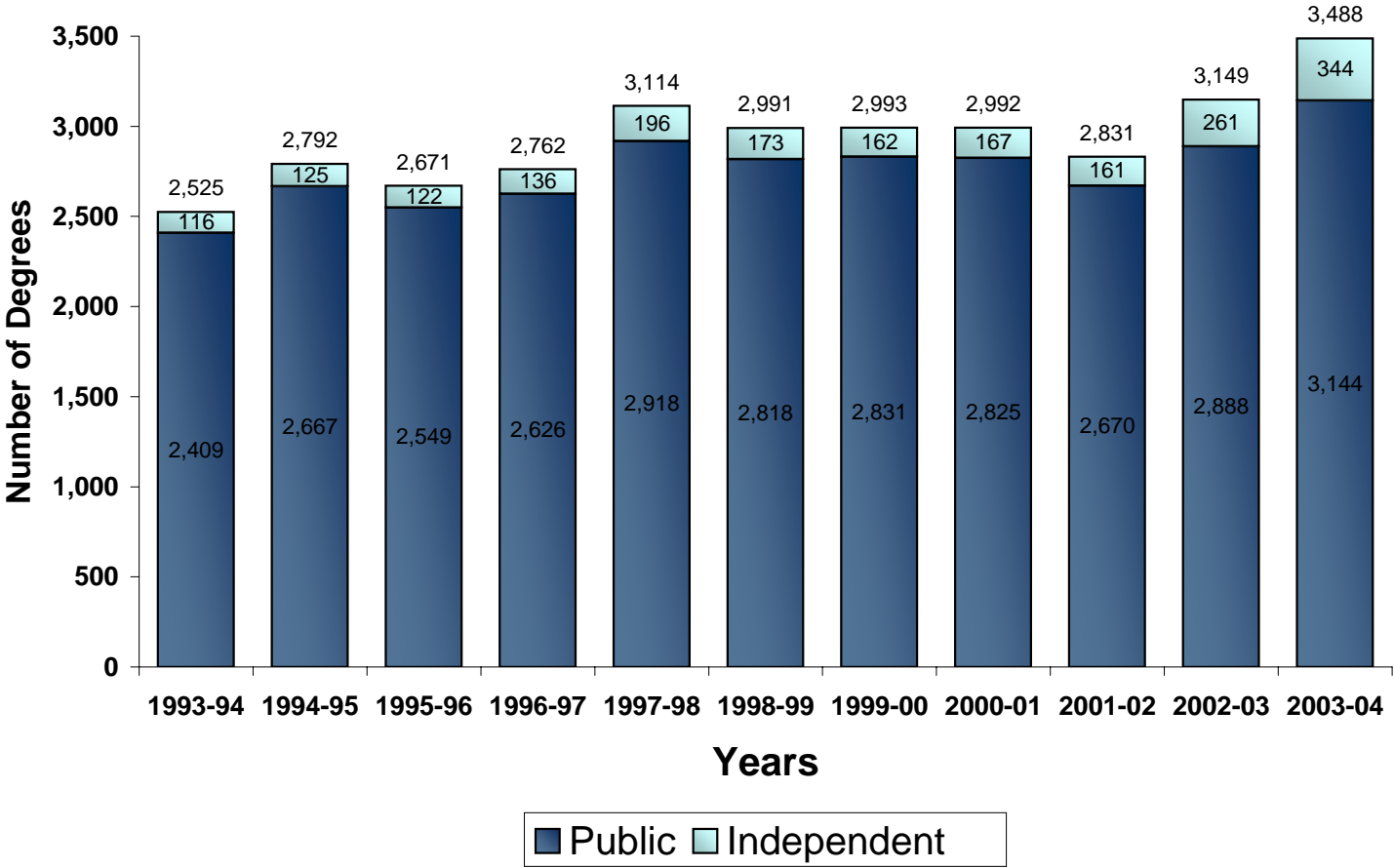
•Over the same time period, independent institutions awarded 24% more bachelor's degrees, increasing from 1,370 to 1,705. This sector of higher education also witnessed a decrease of 5% over last year's high.

Undergraduate Awards, 2002-03 and 2003-04

| Institutions | Undergraduate Certificates | | | Associate's Degrees | | | Bachelor's Degrees | | | Total Undergraduate Awards | | |
|--|----------------------------|------------|--------------|---------------------|--------------|------------|--------------------|--------------|------------|----------------------------|---------------|------------|
| | 2002-03 | 2003-04 | % Change | 2002-03 | 2003-04 | % Change | 2002-03 | 2003-04 | % Change | 2002-03 | 2003-04 | % Change |
| Higher Education Policy Commission | | | | | | | | | | | | |
| Bluefield State College | N/A | N/A | N/A | 106 | 188 | 77% | 181 | 222 | 23% | 287 | 410 | 43% |
| Concord University | N/A | N/A | N/A | 3 | 0 | -100% | 393 | 372 | -5% | 396 | 372 | -6% |
| Fairmont State University | N/A | N/A | N/A | N/A | N/A | N/A | 656 | 643 | -2% | 656 | 643 | -2% |
| Glennville State College | 0 | 0 | N/A | 89 | 91 | 2% | 208 | 206 | -1% | 297 | 297 | 0% |
| Marshall University | N/A | N/A | N/A | 61 | 79 | 30% | 1,447 | 1,395 | -4% | 1,508 | 1,474 | -2% |
| Potomac State College of WVU | 2 | 0 | -100% | 144 | 157 | 9% | N/A | N/A | N/A | 146 | 157 | 8% |
| Shepherd University | N/A | N/A | N/A | N/A | N/A | N/A | 521 | 562 | 8% | 521 | 562 | 8% |
| West Liberty State College | N/A | N/A | N/A | 26 | 34 | 31% | 413 | 415 | 0% | 439 | 449 | 2% |
| WV State University | N/A | N/A | N/A | N/A | N/A | N/A | 415 | 431 | 4% | 415 | 431 | 4% |
| West Virginia University | N/A | N/A | N/A | N/A | N/A | N/A | 2,950 | 2,937 | 0% | 2,950 | 2,937 | 0% |
| WVU Institute of Technology | N/A | N/A | N/A | N/A | N/A | N/A | 255 | 193 | -24% | 255 | 193 | -24% |
| Total HEPC | 2 | 0 | -100% | 429 | 549 | 28% | 7,439 | 7,376 | -1% | 7,870 | 7,925 | 1% |
| Council for Comm & Tech College Education | | | | | | | | | | | | |
| Comm & Tech College of Shepherd | 0 | 0 | N/A | 88 | 94 | 7% | N/A | N/A | N/A | 88 | 94 | 7% |
| Comm & Tech College of WVU Tech | 5 | 0 | -100% | 132 | 83 | -37% | 7 | 3 | -57% | 144 | 86 | -40% |
| Eastern WV Comm & Tech College * | N/A | N/A | N/A | 3 | 8 | 167% | N/A | N/A | N/A | 3 | 8 | 167% |
| Fairmont State Comm & Tech College | 0 | 0 | N/A | 297 | 298 | 0% | N/A | N/A | N/A | 297 | 298 | 0% |
| Marshall Comm & Tech College | 8 | 0 | -100% | 237 | 258 | 9% | N/A | N/A | N/A | 245 | 258 | 5% |
| New River Comm & Tech College | 21 | 43 | 105% | 126 | 122 | -3% | N/A | N/A | N/A | 147 | 165 | 12% |
| Southern WV Comm & Tech College | 36 | 37 | 3% | 235 | 217 | -8% | N/A | N/A | N/A | 271 | 254 | -6% |
| WV Northern Community College | 70 | 64 | -9% | 244 | 216 | -11% | N/A | N/A | N/A | 314 | 280 | -11% |
| WV State Comm & Tech College | 17 | 38 | 124% | 209 | 195 | -7% | N/A | N/A | N/A | 226 | 233 | 3% |
| WVU at Parkersburg | 17 | 20 | 18% | 242 | 293 | 21% | 87 | 83 | -5% | 346 | 396 | 14% |
| Total CCTCE | 174 | 202 | 16% | 1,813 | 1,784 | -2% | 94 | 86 | -9% | 2,081 | 2,072 | 0% |
| Total Public Higher Ed | 176 | 202 | 15% | 2,242 | 2,333 | 4% | 7,533 | 7,462 | -1% | 9,951 | 9,997 | 0% |
| Independent Institutions | | | | | | | | | | | | |
| Alderson-Broaddus College | 1 | 0 | -100% | 11 | 13 | 18% | 174 | 132 | -24% | 186 | 145 | -22% |
| Appalachian Bible College | 11 | 11 | 0% | 6 | 5 | -17% | 33 | 52 | 58% | 50 | 68 | 36% |
| Bethany College | N/A | N/A | N/A | N/A | N/A | N/A | 144 | 191 | 33% | 144 | 191 | 33% |
| Davis & Elkins College | N/A | N/A | N/A | 27 | 48 | 78% | 120 | 96 | -20% | 147 | 144 | -2% |
| Mountain State University | 4 | 6 | 50% | 121 | 130 | 7% | 403 | 386 | -4% | 528 | 522 | -1% |
| Ohio Valley College | N/A | N/A | N/A | 29 | 36 | 24% | 86 | 109 | 27% | 115 | 145 | 26% |
| Salem International University | N/A | N/A | N/A | 5 | 0 | -100% | 90 | 53 | -41% | 95 | 53 | -44% |
| University of Charleston | N/A | N/A | N/A | 70 | 59 | -16% | 138 | 120 | -13% | 208 | 179 | -14% |
| WV Wesleyan College | N/A | N/A | N/A | N/A | N/A | N/A | 320 | 291 | -9% | 320 | 291 | -9% |
| Wheeling Jesuit University | N/A | N/A | N/A | N/A | N/A | N/A | 283 | 275 | -3% | 283 | 275 | -3% |
| Total Independent Institutions | 16 | 17 | 6% | 269 | 291 | 8% | 1,791 | 1,705 | -5% | 2,076 | 2,013 | -3% |
| Total Higher Ed | 192 | 219 | 14% | 2,511 | 2,624 | 5% | 9,324 | 9,167 | -2% | 12,027 | 12,010 | 0% |

* Students reported at Eastern WV Community and Technical College were officially enrolled at Southern WV Community and Technical College in courses provided at Eastern in academic years 2002-03 and 2003-04.

Graduate and First Professional Degrees

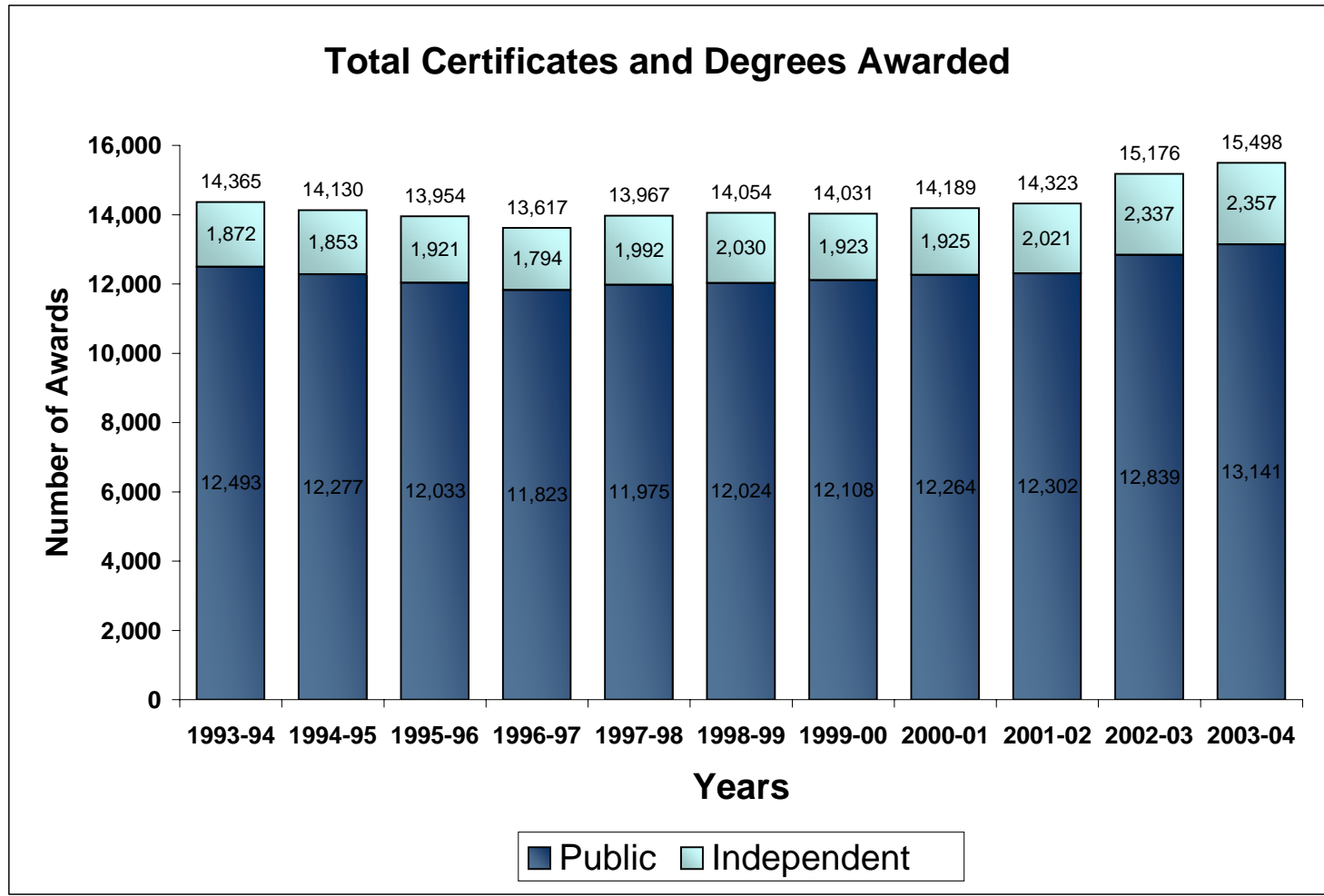


•From 1993-94 to 2003-04, graduate and first professional degrees awarded by public institutions increased by 31% from 2,409 to 3,144 representing a high for the decade.

•From 1993-94 to 2003-04, independent institutions increased their graduate degree awards 197% from 116 to 344, also representing a high for this decade.

Graduate/First Professional Awards, 2002-03 and 2003-04

| Institutions | First Professional Degrees | | | Master's Degrees | | | Post-Master's Certificates | | | Doctoral Degrees | | | Total Graduate/First Prof Awards | | |
|---|----------------------------|------------|------------|------------------|--------------|------------|----------------------------|------------|------------|------------------|------------|------------|----------------------------------|--------------|------------|
| | 2002-03 | 2003-04 | % Change | 2002-03 | 2003-04 | % Change | 2002-03 | 2003-04 | % Change | 2002-03 | 2003-04 | % Change | 2002-03 | 2003-04 | % Change |
| Higher Education Policy Commission | | | | | | | | | | | | | | | |
| Marshall University | 50 | 43 | -14% | 810 | 937 | 16% | 39 | 43 | 10% | 10 | 9 | -10% | 909 | 1,032 | 14% |
| WV School of Osteopathic Medicine | 80 | 72 | -10% | N/A | N/A | N/A | N/A | N/A | N/A | N/A | N/A | N/A | 80 | 72 | -10% |
| West Virginia University | 343 | 338 | -1% | 1,402 | 1,533 | 9% | N/A | N/A | N/A | 150 | 160 | 7% | 1,895 | 2,031 | 7% |
| WVU Institute of Technology | N/A | N/A | N/A | 4 | 9 | 125% | N/A | N/A | N/A | N/A | N/A | N/A | 4 | 9 | 125% |
| Total HEPC Institutions | 473 | 453 | -4% | 2,216 | 2,479 | 12% | 39 | 43 | 10% | 160 | 169 | 6% | 2,888 | 3,144 | 9% |
| Independent Institutions | | | | | | | | | | | | | | | |
| Alderson-Broaddus College | N/A | N/A | N/A | 26 | 46 | 77% | N/A | N/A | N/A | N/A | N/A | N/A | 26 | 46 | 77% |
| Mountain State University | N/A | N/A | N/A | 95 | 191 | 101% | N/A | N/A | N/A | N/A | N/A | N/A | 95 | 191 | 101% |
| Salem International University | N/A | N/A | N/A | 17 | 20 | 18% | N/A | N/A | N/A | N/A | N/A | N/A | 17 | 20 | 18% |
| University of Charleston | N/A | N/A | N/A | 11 | 29 | 164% | N/A | N/A | N/A | N/A | N/A | N/A | 11 | 29 | 164% |
| WV Wesleyan College | N/A | N/A | N/A | 32 | 4 | -88% | N/A | N/A | N/A | N/A | N/A | N/A | 32 | 4 | -88% |
| Wheeling Jesuit University | N/A | N/A | N/A | 80 | 54 | -33% | N/A | N/A | N/A | N/A | N/A | N/A | 80 | 54 | -33% |
| Total Independent Institutions | N/A | N/A | N/A | 261 | 344 | 32% | N/A | N/A | N/A | N/A | N/A | N/A | 261 | 344 | 32% |
| Total Higher Ed | 473 | 453 | -4% | 2,477 | 2,823 | 14% | 39 | 43 | 10% | 160 | 169 | 6% | 3,149 | 3,488 | 11% |



- From 1993-94 to 2003-04, total certificates and degrees awarded by public institutions increased 5% from 12,493 to 13,141. Degree production has been slowly and steadily rising in recent years, and this past graduating class replaces last year's class as the newly established peak of the decade.
- From 1993-94 to 2003-04, total certificates and degrees awarded by independent institutions rose 26% from 1,872 to 2,357; also replacing last year's graduating class as the peak of the decade for this sector of higher education.

6-Year Graduation Rates of First-Time, Full-Time, Degree-Seeking Freshmen

| WV Higher Education Policy Commission Institutions | Number in Fall 1998 Cohort | Completed Bachelor's Degree at Same Institution | 6-Year Graduate Rate |
|---|-------------------------------|---|----------------------------|
| Bluefield State College | 34 | 8 | 24% |
| Concord University | 390 | 136 | 35% |
| Fairmont State University | 569 | 210 | 37% |
| Glenville State College | 222 | 65 | 29% |
| Marshall University | 2,069 | 771 | 37% |
| Shepherd University | 522 | 213 | 41% |
| West Liberty State College | 483 | 183 | 38% |
| WV State University | 366 | 97 | 27% |
| West Virginia University | 3,335 | 1,774 | 53% |
| Potomac State College of WVU | 420 | 98 | 23% |
| WVU Institute of Technology | 247 | 76 | 31% |
| WVU at Parkersburg | 145 | 21 | 14% |
| Total | 8,802 | 3,652 | 41% |

Graduation rates are an extremely important measure of institutional success. Several other performance indicators, such as enrollments and first-to-second-year retention rates, directly affect this measure.

For baccalaureate institutions, the graduation rate is computed by taking a beginning cohort of first-time, full-time, degree-seeking students and measuring the number completing their degree within six years (150% of the normal program time). The statewide average for four-year institutions is 41%. In 2003, the national average graduation rate for baccalaureate institutions was 54%. Increasing the graduation rates for West Virginia institutions to better match the national average is a clear and critical goal.

Notes: Bluefield State College coded many first-time students as having a two-year degree objective, even though these students moved on to pursue a baccalaureate degree. This impacted the starting number and resulting graduation rate on this page. Potomac State College of WVU is a two-year institution, but is not associated with the Council for Community and Technical College Education. Potomac's starting cohort and graduation rate are for two-year degree objective students completing their degree within three years. WVU at Parkersburg is a two-year institution associated with the Council for Community and Technical College Education, but also maintains some four-year programs. Parkersburg's four-year program graduation rate is represented on this page, while the two-year program graduation rate is reported with the remaining two-year institutions.

Sources: WVHEPC Fall 2004 Data Files; The National Information Center for Higher Education Policymaking and Analysis

3-Year Graduation Rates of First-Time, Full-Time, Degree-Seeking Freshmen

| WV Council for Community and Technical College Education Institutions | Number in Fall 2001 Cohort | Completed Certificate or Associate's Degree at Same Institution | 3-Year Graduate Rate |
|---|----------------------------|---|----------------------|
| Community and Technical College of Shepherd | 121 | 14 | 12% |
| Community and Technical College of WVU Tech | 122 | 22 | 18% |
| Eastern WV Community & Technical College | 2 | 0 | 0% |
| Fairmont State Community and Technical College | 491 | 66 | 13% |
| Marshall Community and Technical College | 331 | 31 | 9% |
| New River Community and Technical College | 354 | 31 | 9% |
| Southern WV Community & Technical College | 428 | 35 | 8% |
| WV Northern Community College | 245 | 37 | 15% |
| WV State Community and Technical College | 280 | 14 | 5% |
| WVU at Parkersburg | 334 | 42 | 13% |
| Total | 2,708 | 292 | 11% |

Graduation rates are an important measure of institutional success at community and technical colleges.

For community and technical colleges, the graduation rate is computed by taking a beginning cohort of first-time, full-time, degree-seeking students and measuring the number completing their degree within three years (150% of the normal program time). The statewide average for CTC institutions is 11%. In 2003, the national average graduation rate for two-year institutions was 31%. Although increasing the graduation rates for West Virginia institutions to better match the national average is a clear and critical goal, it is important to note that CTC institutions often enroll non-traditional students who take longer than the traditional 150% timeframe for degree completion.

Sources: WVHEPC Fall 2004 Data Files; The National Information Center for Higher Education Policymaking and Analysis

5-Year Graduation Rates of First-Time, Full-Time, Degree-Seeking Freshmen

| WV Council for Community and Technical College Education Institutions | Number in Fall 1999 Cohort | Completed Certificate or Associate's Degree at Any WV Public Institution | 5-Year Graduate Rate | Completed Bachelor's Degree at Any WV Public Institution | Overall 5-Year Graduate Rate |
|---|----------------------------|--|----------------------|--|------------------------------|
| Community and Technical College of Shepherd | 109 | 18 | 17% | 10 | 26% |
| Community and Technical College of WVU Tech | 137 | 31 | 23% | 12 | 31% |
| Eastern WV Community & Technical College | 0 | N/A | N/A | N/A | N/A |
| Fairmont State Community and Technical College | 462 | 47 | 10% | 40 | 19% |
| Marshall Community and Technical College | 272 | 67 | 25% | 7 | 27% |
| New River Community and Technical College | 331 | 49 | 15% | 39 | 27% |
| Southern WV Community & Technical College | 698 | 169 | 24% | 0 | 24% |
| WV Northern Community College | 278 | 57 | 21% | 0 | 21% |
| WV State Community and Technical College | 127 | 16 | 13% | 9 | 20% |
| WVU at Parkersburg | 358 | 74 | 21% | 8 | 23% |
| Total | 2,772 | 528 | 19% | 125 | 24% |

Although computing graduation rates within 150% of the degree timeframe is the national standard, it does not take into account the non-traditional component of the CTC student population. Many adult students enroll in a two-year program with the intent of completing a degree, but take more time to do so because of work or family obligations. By expanding the completion timeframe to five years, this table captures the additional graduates generated by each institution. In this case, an 11% statewide average expands to 19% when considering the longer timeframe.

This table expands the graduation perspective even further by tracking students who have graduated, regardless of degree type, across all West Virginia public institutions. This perspective recognizes the fact that many students start out pursuing a two-year degree, but then transfer to complete a four-year program at a baccalaureate institution. Under these constraints, the statewide graduation rate for the Community and Technical College System rises to 24%.

Note: Eastern WV Community & Technical College is N/A, because there are no students in the starting cohort.

Source: WVHEPC Fall 2004 Data Files

Certificates and Degrees Conferred for Public Institutions
by Level, Discipline, and Institution
2003-04

| Institutions | CIP* and Discipline | Undergraduate | | | First | Master's | Post- | Total |
|------------------------------------|--|---------------|-------------|------------|--------------|----------|----------|------------|
| | | Certificates | Associate's | Bachelor's | Professional | Master's | Doctoral | |
| Higher Education Policy Commission | | | | | | | | |
| Bluefield State College | 11 Computer & Info Sciences & Support Svcs | 0 | 0 | 18 | 0 | 0 | 0 | 18 |
| | 13 Education | 0 | 0 | 39 | 0 | 0 | 0 | 39 |
| | 15 Engineering Technologies/Technicians | 0 | 27 | 40 | 0 | 0 | 0 | 67 |
| | 24 Liberal Arts & Sciences, Gen Studies & Humanities | 0 | 27 | 5 | 0 | 0 | 0 | 32 |
| | 24 Regents Bachelor of Arts | 0 | 0 | 27 | 0 | 0 | 0 | 27 |
| | 30 Multi/Interdisciplinary Studies | 0 | 0 | 12 | 0 | 0 | 0 | 12 |
| | 43 Security & Protective Services | 0 | 0 | 14 | 0 | 0 | 0 | 14 |
| | 45 Social Sciences | 0 | 0 | 13 | 0 | 0 | 0 | 13 |
| | 51 Health Professions & Related Clinical Sci | 0 | 89 | 19 | 0 | 0 | 0 | 108 |
| | 52 Business, Mgt, Mktg, & Related Support Svcs | 0 | 45 | 35 | 0 | 0 | 0 | 80 |
| | Total | 0 | 188 | 222 | 0 | 0 | 0 | 410 |
| Concord University | 09 Communication, Journalism, & Related Pgms | 0 | 0 | 9 | 0 | 0 | 0 | 9 |
| | 11 Computer & Info Sciences & Support Svcs | 0 | 0 | 5 | 0 | 0 | 0 | 5 |
| | 13 Education | 0 | 0 | 89 | 0 | 0 | 0 | 89 |
| | 23 English Language & Literature/Letters | 0 | 0 | 7 | 0 | 0 | 0 | 7 |
| | 24 Regents Bachelor of Arts | 0 | 0 | 30 | 0 | 0 | 0 | 30 |
| | 26 Biological & Biomedical Sciences | 0 | 0 | 17 | 0 | 0 | 0 | 17 |
| | 27 Mathematics & Statistics | 0 | 0 | 11 | 0 | 0 | 0 | 11 |
| | 30 Multi/Interdisciplinary Studies | 0 | 0 | 17 | 0 | 0 | 0 | 17 |
| | 40 Physical Sciences | 0 | 0 | 10 | 0 | 0 | 0 | 10 |
| | 42 Psychology | 0 | 0 | 33 | 0 | 0 | 0 | 33 |
| | 44 Public Administration & Soc Svc Professions | 0 | 0 | 19 | 0 | 0 | 0 | 19 |
| | 45 Social Sciences | 0 | 0 | 17 | 0 | 0 | 0 | 17 |
| | 50 Visual and Performing Arts | 0 | 0 | 13 | 0 | 0 | 0 | 13 |
| | 51 Health Professions & Related Clinical Sci | 0 | 0 | 11 | 0 | 0 | 0 | 11 |
| | 52 Business, Mgt, Mktg, & Related Support Svcs | 0 | 0 | 72 | 0 | 0 | 0 | 72 |
| | 54 History | 0 | 0 | 12 | 0 | 0 | 0 | 12 |
| | Total | 0 | 0 | 372 | 0 | 0 | 0 | 372 |
| Fairmont State University | 09 Communication, Journalism, & Related Pgms | 0 | 0 | 4 | 0 | 0 | 0 | 4 |
| | 10 Comm Technologies/Technicians & Support Svcs | 0 | 0 | 6 | 0 | 0 | 0 | 6 |
| | 11 Computer & Info Sciences & Support Svcs | 0 | 0 | 7 | 0 | 0 | 0 | 7 |
| | 13 Education | 0 | 0 | 179 | 0 | 0 | 0 | 179 |
| | 15 Engineering Technologies/Technicians | 0 | 0 | 52 | 0 | 0 | 0 | 52 |
| | 16 Foreign Languages, Literatures, & Linguistics | 0 | 0 | 2 | 0 | 0 | 0 | 2 |
| | 19 Family & Consumer Sciences/Human Sciences | 0 | 0 | 13 | 0 | 0 | 0 | 13 |
| | 23 English Language & Literature/Letters | 0 | 0 | 5 | 0 | 0 | 0 | 5 |
| | 24 Regents Bachelor of Arts | 0 | 0 | 55 | 0 | 0 | 0 | 55 |
| | 26 Biological & Biomedical Sciences | 0 | 0 | 8 | 0 | 0 | 0 | 8 |
| | 27 Mathematics & Statistics | 0 | 0 | 5 | 0 | 0 | 0 | 5 |
| | 40 Physical Sciences | 0 | 0 | 2 | 0 | 0 | 0 | 2 |
| | 42 Psychology | 0 | 0 | 47 | 0 | 0 | 0 | 47 |
| | 43 Security & Protective Services | 0 | 0 | 56 | 0 | 0 | 0 | 56 |
| | 45 Social Sciences | 0 | 0 | 19 | 0 | 0 | 0 | 19 |
| | 50 Visual and Performing Arts | 0 | 0 | 5 | 0 | 0 | 0 | 5 |
| | 51 Health Professions & Related Clinical Sci | 0 | 0 | 24 | 0 | 0 | 0 | 24 |
| | 52 Business, Mgt, Mktg, & Related Support Svcs | 0 | 0 | 143 | 0 | 0 | 0 | 143 |
| | 54 History | 0 | 0 | 11 | 0 | 0 | 0 | 11 |
| | Total | 0 | 0 | 643 | 0 | 0 | 0 | 643 |

Certificates and Degrees Conferred for Public Institutions
by Level, Discipline, and Institution
2003-04

| Institutions | CIP* and Discipline | Undergraduate | | | First | Post- | Total | | |
|--|--|--|-------------|--------------|--------------|------------|-----------|--------------|----|
| | | Certificates | Associate's | Bachelor's | Professional | Master's | | Doctoral | |
| Glennville State College | 03 Natural Resources and Conservation | 0 | 14 | 0 | 0 | 0 | 0 | 14 | |
| | 13 Education | 0 | 0 | 51 | 0 | 0 | 0 | 51 | |
| | 15 Engineering Technologies/Technicians | 0 | 5 | 0 | 0 | 0 | 0 | 5 | |
| | 22 Legal Professions & Studies | 0 | 9 | 0 | 0 | 0 | 0 | 9 | |
| | 23 English Language & Literature/Letters | 0 | 0 | 6 | 0 | 0 | 0 | 6 | |
| | 24 Liberal Arts & Sciences, Gen Studies & Humanities | 0 | 15 | 0 | 0 | 0 | 0 | 15 | |
| | 24 Regents Bachelor of Arts | 0 | 0 | 21 | 0 | 0 | 0 | 21 | |
| | 26 Biological & Biomedical Sciences | 0 | 0 | 5 | 0 | 0 | 0 | 5 | |
| | 30 Multi/Interdisciplinary Studies | 0 | 12 | 5 | 0 | 0 | 0 | 17 | |
| | 40 Physical Sciences | 0 | 0 | 4 | 0 | 0 | 0 | 4 | |
| | 41 Science Technologies/Technicians | 0 | 2 | 0 | 0 | 0 | 0 | 2 | |
| | 43 Security & Protective Services | 0 | 8 | 0 | 0 | 0 | 0 | 8 | |
| | 45 Social Sciences | 0 | 0 | 46 | 0 | 0 | 0 | 46 | |
| | 51 Health Professions & Related Clinical Sci | 0 | 0 | 4 | 0 | 0 | 0 | 4 | |
| | 52 Business, Mgt, Mktg, & Related Support Svcs | 0 | 26 | 51 | 0 | 0 | 0 | 77 | |
| | 54 History | 0 | 0 | 13 | 0 | 0 | 0 | 13 | |
| | Total | 0 | 91 | 206 | 0 | 0 | 0 | 297 | |
| | Marshall University | 03 Natural Resources and Conservation | 0 | 0 | 8 | 0 | 9 | 0 | 17 |
| | | 09 Communication, Journalism, & Related Pgms | 0 | 0 | 47 | 0 | 15 | 0 | 62 |
| | | 11 Computer & Info Sciences & Support Svcs | 0 | 0 | 1 | 0 | 25 | 0 | 26 |
| 13 Education | | 0 | 0 | 255 | 0 | 499 | 30 | 787 | |
| 14 Engineering | | 0 | 0 | 0 | 0 | 15 | 0 | 15 | |
| 15 Engineering Technologies/Technicians | | 0 | 0 | 5 | 0 | 11 | 0 | 16 | |
| 16 Foreign Languages, Literatures, & Linguistics | | 0 | 0 | 6 | 0 | 0 | 0 | 6 | |
| 19 Family & Consumer Sciences/Human Sciences | | 0 | 0 | 13 | 0 | 1 | 0 | 14 | |
| 23 English Language & Literature/Letters | | 0 | 0 | 32 | 0 | 23 | 0 | 55 | |
| 24 Liberal Arts & Sciences, Gen Studies & Humanities | | 0 | 0 | 5 | 0 | 4 | 0 | 9 | |
| 24 Regents Bachelor of Arts | | 0 | 0 | 197 | 0 | 0 | 0 | 197 | |
| 26 Biological & Biomedical Sciences | | 0 | 0 | 85 | 0 | 12 | 0 | 103 | |
| 27 Mathematics & Statistics | | 0 | 0 | 5 | 0 | 2 | 0 | 7 | |
| 30 Multi/Interdisciplinary Studies | | 0 | 0 | 25 | 0 | 10 | 0 | 35 | |
| 31 Parks, Recreation, Leisure & Fitness Studies | | 0 | 0 | 8 | 0 | 12 | 0 | 20 | |
| 40 Physical Sciences | | 0 | 0 | 24 | 0 | 11 | 0 | 35 | |
| 42 Psychology | | 0 | 0 | 79 | 0 | 50 | 13 | 142 | |
| 43 Security & Protective Services | | 0 | 0 | 54 | 0 | 17 | 0 | 71 | |
| 44 Public Administration & Soc Svc Professions | | 0 | 0 | 17 | 0 | 0 | 0 | 17 | |
| 45 Social Sciences | | 0 | 0 | 59 | 0 | 28 | 0 | 87 | |
| 50 Visual and Performing Arts | | 0 | 0 | 30 | 0 | 13 | 0 | 43 | |
| 51 Health Professions & Related Clinical Sci | | 0 | 79 | 105 | 43 | 92 | 0 | 319 | |
| 52 Business, Mgt, Mktg, & Related Support Svcs | | 0 | 0 | 315 | 0 | 83 | 0 | 398 | |
| 54 History | | 0 | 0 | 20 | 0 | 5 | 0 | 25 | |
| Total | | 0 | 79 | 1,395 | 43 | 937 | 43 | 2,506 | |
| Potomac State College of WVU | | 01 Agriculture, Ag Ops, & Related Sci | 0 | 8 | 0 | 0 | 0 | 0 | 8 |
| | | 03 Natural Resources and Conservation | 0 | 4 | 0 | 0 | 0 | 0 | 4 |
| | 09 Communication, Journalism, & Related Pgms | 0 | 3 | 0 | 0 | 0 | 0 | 3 | |
| | 11 Computer & Info Sciences & Support Svcs | 0 | 7 | 0 | 0 | 0 | 0 | 7 | |
| | 13 Education | 0 | 21 | 0 | 0 | 0 | 0 | 21 | |
| | 14 Engineering | 0 | 4 | 0 | 0 | 0 | 0 | 4 | |
| | 19 Family & Consumer Sciences/Human Sciences | 0 | 1 | 0 | 0 | 0 | 0 | 1 | |
| | 24 Liberal Arts & Sciences, Gen Studies & Humanities | 0 | 75 | 0 | 0 | 0 | 0 | 75 | |
| | 41 Science Technologies/Technicians | 0 | 1 | 0 | 0 | 0 | 0 | 1 | |
| | 43 Security & Protective Services | 0 | 5 | 0 | 0 | 0 | 0 | 5 | |
| | 52 Business, Mgt, Mktg, & Related Support Svcs | 0 | 28 | 0 | 0 | 0 | 0 | 28 | |
| | Total | 0 | 157 | 0 | 0 | 0 | 0 | 157 | |

Certificates and Degrees Conferred for Public Institutions
by Level, Discipline, and Institution
2003-04

| Institutions | CIP* and Discipline | Undergraduate | | | First | Post- | Total |
|---|---|--|-------------|------------|--------------|----------|------------|
| | | Certificates | Associate's | Bachelor's | Professional | Master's | |
| Shepherd | 03 Natural Resources and Conservation | 0 | 0 | 9 | 0 | 0 | 9 |
| | 09 Communication, Journalism, & Related Pgms | 0 | 0 | 20 | 0 | 0 | 20 |
| | 11 Computer & Info Sciences & Support Svcs | 0 | 0 | 37 | 0 | 0 | 37 |
| | 13 Education | 0 | 0 | 91 | 0 | 0 | 91 |
| | 19 Family & Consumer Sciences/Human Sciences | 0 | 0 | 6 | 0 | 0 | 6 |
| | 23 English Language & Literature/Letters | 0 | 0 | 7 | 0 | 0 | 7 |
| | 24 Regents Bachelor of Arts | 0 | 0 | 74 | 0 | 0 | 74 |
| | 26 Biological & Biomedical Sciences | 0 | 0 | 14 | 0 | 0 | 14 |
| | 27 Mathematics & Statistics | 0 | 0 | 3 | 0 | 0 | 3 |
| | 31 Parks, Recreation, Leisure & Fitness Studies | 0 | 0 | 42 | 0 | 0 | 42 |
| | 40 Physical Sciences | 0 | 0 | 7 | 0 | 0 | 7 |
| | 42 Psychology | 0 | 0 | 19 | 0 | 0 | 19 |
| | 44 Public Administration & Soc Svc Professions | 0 | 0 | 13 | 0 | 0 | 13 |
| | 45 Social Sciences | 0 | 0 | 37 | 0 | 0 | 37 |
| | 50 Visual and Performing Arts | 0 | 0 | 38 | 0 | 0 | 38 |
| | 51 Health Professions & Related Clinical Sci | 0 | 0 | 43 | 0 | 0 | 43 |
| | 52 Business, Mgt, Mktg, & Related Support Svcs | 0 | 0 | 89 | 0 | 0 | 89 |
| | 54 History | 0 | 0 | 13 | 0 | 0 | 13 |
| | Total | 0 | 0 | 562 | 0 | 0 | 562 |
| | West Liberty State University | 09 Communication, Journalism, & Related Pgms | 0 | 0 | 16 | 0 | 0 |
| 13 Education | | 0 | 0 | 107 | 0 | 0 | 107 |
| 23 English Language & Literature/Letters | | 0 | 0 | 5 | 0 | 0 | 5 |
| 24 Regents Bachelor of Arts | | 0 | 0 | 38 | 0 | 0 | 38 |
| 26 Biological & Biomedical Sciences | | 0 | 0 | 14 | 0 | 0 | 14 |
| 27 Mathematics & Statistics | | 0 | 0 | 1 | 0 | 0 | 1 |
| 30 Multi/Interdisciplinary Studies | | 0 | 0 | 9 | 0 | 0 | 9 |
| 31 Parks, Recreation, Leisure & Fitness Studies | | 0 | 0 | 4 | 0 | 0 | 4 |
| 40 Physical Sciences | | 0 | 0 | 4 | 0 | 0 | 4 |
| 42 Psychology | | 0 | 0 | 17 | 0 | 0 | 17 |
| 43 Security & Protective Services | | 0 | 0 | 45 | 0 | 0 | 45 |
| 45 Social Sciences | | 0 | 0 | 7 | 0 | 0 | 7 |
| 50 Visual and Performing Arts | | 0 | 0 | 12 | 0 | 0 | 12 |
| 51 Health Professions & Related Clinical Sci | | 0 | 34 | 42 | 0 | 0 | 76 |
| 52 Business, Mgt, Mktg, & Related Support Svcs | | 0 | 0 | 93 | 0 | 0 | 93 |
| 54 History | | 0 | 0 | 1 | 0 | 0 | 1 |
| Total | | 0 | 34 | 415 | 0 | 0 | 449 |
| WV School of Osteopathic Medicine | 51 Health Professions & Related Clinical Sci | 0 | 0 | 0 | 72 | 0 | 72 |
| Total | 0 | 0 | 0 | 72 | 0 | 0 | 970 |
| WV State University | 09 Communication, Journalism, & Related Pgms | 0 | 0 | 24 | 0 | 0 | 24 |
| | 13 Education | 0 | 0 | 64 | 0 | 0 | 64 |
| | 23 English Language & Literature/Letters | 0 | 0 | 6 | 0 | 0 | 6 |
| | 24 Regents Bachelor of Arts | 0 | 0 | 110 | 0 | 0 | 110 |
| | 26 Biological & Biomedical Sciences | 0 | 0 | 14 | 0 | 0 | 14 |
| | 27 Mathematics & Statistics | 0 | 0 | 3 | 0 | 0 | 3 |
| | 31 Parks, Recreation, Leisure & Fitness Studies | 0 | 0 | 10 | 0 | 0 | 10 |
| | 40 Physical Sciences | 0 | 0 | 5 | 0 | 0 | 5 |
| | 42 Psychology | 0 | 0 | 20 | 0 | 0 | 20 |
| | 43 Security & Protective Services | 0 | 0 | 37 | 0 | 0 | 37 |
| | 44 Public Administration & Soc Svc Professions | 0 | 0 | 23 | 0 | 0 | 23 |
| | 45 Social Sciences | 0 | 0 | 11 | 0 | 0 | 11 |
| | 50 Visual and Performing Arts | 0 | 0 | 13 | 0 | 0 | 13 |
| | 51 Health Professions & Related Clinical Sci | 0 | 0 | 11 | 0 | 0 | 11 |
| | 52 Business, Mgt, Mktg, & Related Support Svcs | 0 | 0 | 71 | 0 | 0 | 71 |
| | 54 History | 0 | 0 | 9 | 0 | 0 | 9 |
| | Total | 0 | 0 | 431 | 0 | 0 | 431 |

Certificates and Degrees Conferred for Public Institutions
by Level, Discipline, and Institution
2003-04

| Institutions | CIP* and Discipline | Undergraduate | | | First | Post- | Doctoral | Total | |
|--|--|---|-------------|--------------|--------------|--------------|--------------|---------------|--------------|
| | | Certificates | Associate's | Bachelor's | Professional | Master's | | | |
| West Virginia University | 01 Agriculture, Ag Ops, & Related Sci | 0 | 0 | 87 | 0 | 27 | 0 | 116 | |
| | 03 Natural Resources and Conservation | 0 | 0 | 48 | 0 | 15 | 10 | 73 | |
| | 04 Architecture & Related Services | 0 | 0 | 22 | 0 | 0 | 0 | 22 | |
| | 09 Communication, Journalism, & Related Pgms | 0 | 0 | 294 | 0 | 96 | 0 | 390 | |
| | 11 Computer & Info Sciences & Support Svcs | 0 | 0 | 56 | 0 | 27 | 0 | 83 | |
| | 13 Education | 0 | 0 | 54 | 0 | 483 | 41 | 578 | |
| | 14 Engineering | 0 | 0 | 316 | 0 | 152 | 18 | 486 | |
| | 16 Foreign Languages, Literatures, & Linguistics | 0 | 0 | 39 | 0 | 34 | 0 | 73 | |
| | 19 Family & Consumer Sciences/Human Sciences | 0 | 0 | 109 | 0 | 8 | 0 | 117 | |
| | 22 Legal Professions & Studies | 0 | 0 | 0 | 150 | 4 | 0 | 154 | |
| | 23 English Language & Literature/Letters | 0 | 0 | 92 | 0 | 23 | 5 | 120 | |
| | 24 Liberal Arts & Sciences, Gen Studies & Humanities | 0 | 0 | 69 | 0 | 1 | 0 | 70 | |
| | 24 Regents Bachelor of Arts | 0 | 0 | 239 | 0 | 0 | 0 | 239 | |
| | 26 Biological & Biomedical Sciences | 0 | 0 | 120 | 0 | 14 | 22 | 156 | |
| | 27 Mathematics & Statistics | 0 | 0 | 10 | 0 | 21 | 4 | 35 | |
| | 30 Multi/Interdisciplinary Studies | 0 | 0 | 136 | 0 | 13 | 0 | 149 | |
| | 31 Parks, Recreation, Leisure & Fitness Studies | 0 | 0 | 73 | 0 | 9 | 0 | 82 | |
| | 38 Philosophy & Religious Studies | 0 | 0 | 8 | 0 | 0 | 0 | 8 | |
| | 40 Physical Sciences | 0 | 0 | 57 | 0 | 17 | 11 | 85 | |
| | 42 Psychology | 0 | 0 | 119 | 0 | 15 | 24 | 158 | |
| | 43 Security & Protective Services | 0 | 0 | 23 | 0 | 0 | 0 | 23 | |
| | 44 Public Administration & Soc Svc Professions | 0 | 0 | 38 | 0 | 183 | 0 | 221 | |
| | 45 Social Sciences | 0 | 0 | 220 | 0 | 19 | 3 | 242 | |
| | 50 Visual and Performing Arts | 0 | 0 | 101 | 0 | 14 | 7 | 122 | |
| | 51 Health Professions & Related Clinical Sci | 0 | 0 | 189 | 188 | 160 | 4 | 541 | |
| | 52 Business, Mgt, Mktg, & Related Support Svcs | 0 | 0 | 358 | 0 | 197 | 5 | 560 | |
| | 54 History | 0 | 0 | 60 | 0 | 1 | 4 | 65 | |
| | | Total | 0 | 0 | 2,937 | 338 | 1,533 | 160 | 4,968 |
| | WVU Institute of Technology | 10 Comm Technologies/Technicians & Support Svcs | 0 | 0 | 9 | 0 | 0 | 0 | 9 |
| | | 11 Computer & Info Sciences & Support Svcs | 0 | 0 | 5 | 0 | 0 | 0 | 5 |
| 13 Education | | 0 | 0 | 3 | 0 | 0 | 0 | 3 | |
| 14 Engineering | | 0 | 0 | 62 | 0 | 9 | 0 | 71 | |
| 24 Regents Bachelor of Arts | | 0 | 0 | 27 | 0 | 0 | 0 | 27 | |
| 26 Biological & Biomedical Sciences | | 0 | 0 | 1 | 0 | 0 | 0 | 1 | |
| 27 Mathematics & Statistics | | 0 | 0 | 1 | 0 | 0 | 0 | 1 | |
| 30 Multi/Interdisciplinary Studies | | 0 | 0 | 3 | 0 | 0 | 0 | 3 | |
| 44 Public Administration & Soc Svc Professions | | 0 | 0 | 2 | 0 | 0 | 0 | 2 | |
| 45 Social Sciences | | 0 | 0 | 8 | 0 | 0 | 0 | 8 | |
| 51 Health Professions & Related Clinical Sci | | 0 | 0 | 39 | 0 | 0 | 0 | 39 | |
| 52 Business, Mgt, Mktg, & Related Support Svcs | | 0 | 0 | 33 | 0 | 0 | 0 | 33 | |
| | | Total | 0 | 0 | 193 | 0 | 9 | 0 | 202 |
| Total HEPC | | 0 | 549 | 7,376 | 453 | 2,479 | 43 | 11,069 | |

Certificates and Degrees Conferred for Public Institutions
by Level, Discipline, and Institution
2003-04

| Institutions | CIP* and Discipline | Undergraduate Certificates | Associate's | Bachelor's | First Professional | Master's | Post-Master's | Doctoral | Total |
|--|--|----------------------------|-------------|------------|--------------------|----------|---------------|----------|-----------|
| Council for Community and Technical College Education Comm & Tech College of Shepherd | 11 Computer & Info Sciences & Support Svcs | 0 | 6 | 0 | 0 | 0 | 0 | 0 | |
| | 12 Personal & Culinary Services | 0 | 1 | 0 | 0 | 0 | 0 | 0 | |
| | 15 Engineering Technologies/Technicians | 0 | 8 | 0 | 0 | 0 | 0 | 0 | |
| | 22 Legal Professions & Studies | 0 | 6 | 0 | 0 | 0 | 0 | 0 | |
| | 24 Liberal Arts & Sciences, Gen Studies & Humanities | 0 | 5 | 0 | 0 | 0 | 0 | 0 | |
| | 30 Multi/Interdisciplinary Studies | 0 | 4 | 0 | 0 | 0 | 0 | 0 | |
| | 41 Science Technologies/Technicians | 0 | 10 | 0 | 0 | 0 | 0 | 0 | 1 |
| | 43 Security & Protective Services | 0 | 7 | 0 | 0 | 0 | 0 | 0 | |
| | 47 Mechanic & Repair Technologies/Technicians | 0 | 1 | 0 | 0 | 0 | 0 | 0 | |
| | 50 Visual and Performing Arts | 0 | 5 | 0 | 0 | 0 | 0 | 0 | |
| | 51 Health Professions & Related Clinical Sci | 0 | 16 | 0 | 0 | 0 | 0 | 0 | 1 |
| | 52 Business, Mgt, Mktg, & Related Support Svcs | 0 | 25 | 0 | 0 | 0 | 0 | 0 | 2 |
| | Total | | 0 | 94 | 0 | 0 | 0 | 0 | 0 |
| Comm & Tech College of WVU Tech | 10 Comm Technologies/Technicians & Support Svcs | 0 | 6 | 0 | 0 | 0 | 0 | 0 | |
| | 11 Computer & Info Sciences & Support Svcs | 0 | 4 | 0 | 0 | 0 | 0 | 0 | |
| | 14 Engineering | 0 | 0 | 2 | 0 | 0 | 0 | 0 | |
| | 15 Engineering Technologies/Technicians | 0 | 38 | 1 | 0 | 0 | 0 | 0 | 3 |
| | 24 Liberal Arts & Sciences, Gen Studies & Humanities | 0 | 1 | 0 | 0 | 0 | 0 | 0 | |
| | 51 Health Professions & Related Clinical Sci | 0 | 27 | 0 | 0 | 0 | 0 | 0 | 2 |
| | 52 Business, Mgt, Mktg, & Related Support Svcs | 0 | 7 | 0 | 0 | 0 | 0 | 0 | |
| Total | | 0 | 83 | 3 | 0 | 0 | 0 | 0 | 8 |
| Eastern WV Comm & Tech College | 24 Liberal Arts & Sciences, Gen Studies & Humanities | 0 | 1 | 0 | 0 | 0 | 0 | 0 | |
| | 41 Science Technologies/Technicians | 0 | 6 | 0 | 0 | 0 | 0 | 0 | |
| | 52 Business, Mgt, Mktg, & Related Support Svcs | 0 | 1 | 0 | 0 | 0 | 0 | 0 | |
| | Total | 0 | 8 | 0 | 0 | 0 | 0 | 0 | 0 |
| Fairmont State Comm & Tech College | 10 Comm Technologies/Technicians & Support Svcs | 0 | 19 | 0 | 0 | 0 | 0 | 0 | 1 |
| | 12 Personal & Culinary Services | 0 | 6 | 0 | 0 | 0 | 0 | 0 | |
| | 15 Engineering Technologies/Technicians | 0 | 29 | 0 | 0 | 0 | 0 | 0 | 2 |
| | 16 Foreign Languages, Literatures, & Linguistics | 0 | 10 | 0 | 0 | 0 | 0 | 0 | 1 |
| | 19 Family & Consumer Sciences/Human Sciences | 0 | 10 | 0 | 0 | 0 | 0 | 0 | 1 |
| | 24 Liberal Arts & Sciences, Gen Studies & Humanities | 0 | 13 | 0 | 0 | 0 | 0 | 0 | 1 |
| | 30 Multi/Interdisciplinary Studies | 0 | 7 | 0 | 0 | 0 | 0 | 0 | |
| | 41 Science Technologies/Technicians | 0 | 11 | 0 | 0 | 0 | 0 | 0 | 1 |
| | 43 Security & Protective Services | 0 | 7 | 0 | 0 | 0 | 0 | 0 | |
| | 47 Mechanic & Repair Technologies/Technicians | 0 | 19 | 0 | 0 | 0 | 0 | 0 | 1 |
| | 50 Visual and Performing Arts | 0 | 7 | 0 | 0 | 0 | 0 | 0 | |
| | 51 Health Professions & Related Clinical Sci | 0 | 122 | 0 | 0 | 0 | 0 | 0 | 12 |
| | 52 Business, Mgt, Mktg, & Related Support Svcs | 0 | 38 | 0 | 0 | 0 | 0 | 0 | 3 |
| Total | 0 | 298 | 0 | 0 | 0 | 0 | 0 | 0 | 29 |

Certificates and Degrees Conferred for Public Institutions
by Level, Discipline, and Institution
2003-04

| Institutions | CIP* and Discipline | Undergraduate | | Bachelor's | First Professional | Master's | Post-Master's | Doctoral | Total |
|--|--|---------------|-------------|------------|--------------------|----------|---------------|----------|-----------|
| | | Certificates | Associate's | | | | | | |
| Marshall Comm & Tech College | 15 Engineering Technologies/Technicians | 0 | 46 | 0 | 0 | 0 | 0 | 0 | 4 |
| | 22 Legal Professions & Studies | 0 | 30 | 0 | 0 | 0 | 0 | 0 | 3 |
| | 24 Liberal Arts & Sciences, Gen Studies & Humanities | 0 | 6 | 0 | 0 | 0 | 0 | 0 | |
| | 30 Multi/Interdisciplinary Studies | 0 | 45 | 0 | 0 | 0 | 0 | 0 | 4 |
| | 41 Science Technologies/Technicians | 0 | 8 | 0 | 0 | 0 | 0 | 0 | |
| | 43 Security & Protective Services | 0 | 3 | 0 | 0 | 0 | 0 | 0 | |
| | 49 Transportation & Materials Moving | 0 | 1 | 0 | 0 | 0 | 0 | 0 | |
| | 50 Visual and Performing Arts | 0 | 9 | 0 | 0 | 0 | 0 | 0 | |
| | 51 Health Professions & Related Clinical Sci | 0 | 73 | 0 | 0 | 0 | 0 | 0 | 7 |
| | 52 Business, Mgt, Mktg, & Related Support Svcs | 0 | 37 | 0 | 0 | 0 | 0 | 0 | 3 |
| | Total | 0 | 258 | 0 | 0 | 0 | 0 | 0 | 25 |
| New River Comm & Tech College | 01 Agriculture, Ag Ops, & Related Sci | 0 | 1 | 0 | 0 | 0 | 0 | 0 | |
| | 10 Comm Technologies/Technicians & Support Svcs | 0 | 5 | 0 | 0 | 0 | 0 | 0 | |
| | 11 Computer & Info Sciences & Support Svcs | 0 | 20 | 0 | 0 | 0 | 0 | 0 | 2 |
| | 22 Legal Professions & Studies | 0 | 8 | 0 | 0 | 0 | 0 | 0 | |
| | 24 Liberal Arts & Sciences, Gen Studies & Humanities | 0 | 11 | 0 | 0 | 0 | 0 | 0 | 1 |
| | 30 Multi/Interdisciplinary Studies | 0 | 15 | 0 | 0 | 0 | 0 | 0 | 1 |
| | 41 Science Technologies/Technicians | 35 | 6 | 0 | 0 | 0 | 0 | 0 | 4 |
| | 43 Security & Protective Services | 0 | 37 | 0 | 0 | 0 | 0 | 0 | 3 |
| | 52 Business, Mgt, Mktg, & Related Support Svcs | 8 | 19 | 0 | 0 | 0 | 0 | 0 | 2 |
| | Total | 43 | 122 | 0 | 0 | 0 | 0 | 0 | 16 |
| Southern WV Comm & Tech College | 11 Computer & Info Sciences & Support Svcs | 0 | 5 | 0 | 0 | 0 | 0 | 0 | |
| | 15 Engineering Technologies/Technicians | 0 | 5 | 0 | 0 | 0 | 0 | 0 | |
| | 19 Family & Consumer Sciences/Human Sciences | 0 | 4 | 0 | 0 | 0 | 0 | 0 | |
| | 24 Liberal Arts & Sciences, Gen Studies & Humanities | 0 | 48 | 0 | 0 | 0 | 0 | 0 | 4 |
| | 30 Multi/Interdisciplinary Studies | 0 | 4 | 0 | 0 | 0 | 0 | 0 | |
| | 41 Science Technologies/Technicians | 2 | 0 | 0 | 0 | 0 | 0 | 0 | |
| | 43 Security & Protective Services | 15 | 14 | 0 | 0 | 0 | 0 | 0 | 2 |
| | 51 Health Professions & Related Clinical Sci | 16 | 69 | 0 | 0 | 0 | 0 | 0 | 8 |
| 52 Business, Mgt, Mktg, & Related Support Svcs | 4 | 68 | 0 | 0 | 0 | 0 | 0 | 7 | |
| | Total | 37 | 217 | 0 | 0 | 0 | 0 | 0 | 25 |

**Certificates and Degrees Conferred for Public Institutions
by Level, Discipline, and Institution
2003-04**

| Institutions | CIP* and Discipline | Undergraduate | | | | | | | | Total |
|--|--|---------------|--------------|--------------|--------------------|--------------|---------------|------------|--------------|-------------|
| | | Certificates | Associate's | Bachelor's | First Professional | Master's | Post-Master's | Doctoral | | |
| WV Northern Community College | 11 Computer & Info Sciences & Support Svcs | 0 | 16 | 0 | 0 | 0 | 0 | 0 | 0 | 1 |
| | 12 Personal & Culinary Services | 1 | 8 | 0 | 0 | 0 | 0 | 0 | 0 | |
| | 24 Liberal Arts & Sciences, Gen Studies & Humanities | 0 | 33 | 0 | 0 | 0 | 0 | 0 | 0 | 3 |
| | 30 Multi/Interdisciplinary Studies | 0 | 3 | 0 | 0 | 0 | 0 | 0 | 0 | |
| | 41 Science Technologies/Technicians | 0 | 7 | 0 | 0 | 0 | 0 | 0 | 0 | |
| | 43 Security & Protective Services | 0 | 3 | 0 | 0 | 0 | 0 | 0 | 0 | |
| | 44 Public Administration & Soc Svc Professions | 0 | 14 | 0 | 0 | 0 | 0 | 0 | 0 | 1 |
| | 47 Mechanic & Repair Technologies/Technicians | 12 | 4 | 0 | 0 | 0 | 0 | 0 | 0 | 1 |
| | 51 Health Professions & Related Clinical Sci | 27 | 86 | 0 | 0 | 0 | 0 | 0 | 0 | 11 |
| | 52 Business, Mgt, Mktg, & Related Support Svcs | 24 | 42 | 0 | 0 | 0 | 0 | 0 | 0 | 6 |
| | Total | 64 | 216 | 0 | 0 | 0 | 0 | 0 | 0 | 28 |
| WV State Comm & Tech College | 09 Communication, Journalism, & Related Pgms | 0 | 6 | 0 | 0 | 0 | 0 | 0 | 0 | |
| | 11 Computer & Info Sciences & Support Svcs | 0 | 12 | 0 | 0 | 0 | 0 | 0 | 0 | 1 |
| | 15 Engineering Technologies/Technicians | 0 | 19 | 0 | 0 | 0 | 0 | 0 | 0 | 1 |
| | 22 Legal Professions & Studies | 4 | 0 | 0 | 0 | 0 | 0 | 0 | 0 | |
| | 24 Liberal Arts & Sciences, Gen Studies & Humanities | 0 | 46 | 0 | 0 | 0 | 0 | 0 | 0 | 4 |
| | 30 Multi/Interdisciplinary Studies | 11 | 18 | 0 | 0 | 0 | 0 | 0 | 0 | 2 |
| | 41 Science Technologies/Technicians | 0 | 6 | 0 | 0 | 0 | 0 | 0 | 0 | |
| | 43 Security & Protective Services | 0 | 19 | 0 | 0 | 0 | 0 | 0 | 0 | 1 |
| | 51 Health Professions & Related Clinical Sci | 16 | 23 | 0 | 0 | 0 | 0 | 0 | 0 | 3 |
| | 52 Business, Mgt, Mktg, & Related Support Svcs | 7 | 46 | 0 | 0 | 0 | 0 | 0 | 0 | 5 |
| | Total | 38 | 195 | 0 | 0 | 0 | 0 | 0 | 0 | 23 |
| WVU at Parkersburg | 13 Education | 0 | 0 | 22 | 0 | 0 | 0 | 0 | 0 | 2 |
| | 15 Engineering Technologies/Technicians | 0 | 0 | 12 | 0 | 0 | 0 | 0 | 0 | 1 |
| | 52 Business, Mgt, Mktg, & Related Support Svcs | 0 | 0 | 49 | 0 | 0 | 0 | 0 | 0 | 4 |
| | 09 Communication, Journalism, & Related Pgms | 0 | 6 | 0 | 0 | 0 | 0 | 0 | 0 | |
| | 11 Computer & Info Sciences & Support Svcs | 0 | 20 | 0 | 0 | 0 | 0 | 0 | 0 | 2 |
| | 15 Engineering Technologies/Technicians | 0 | 13 | 0 | 0 | 0 | 0 | 0 | 0 | 1 |
| | 24 Liberal Arts & Sciences, Gen Studies & Humanities | 0 | 127 | 0 | 0 | 0 | 0 | 0 | 0 | 12 |
| | 30 Multi/Interdisciplinary Studies | 0 | 9 | 0 | 0 | 0 | 0 | 0 | 0 | |
| | 43 Security & Protective Services | 0 | 24 | 0 | 0 | 0 | 0 | 0 | 0 | 2 |
| | 48 Precision Production | 5 | 18 | 0 | 0 | 0 | 0 | 0 | 0 | 2 |
| | 51 Health Professions & Related Clinical Sci | 15 | 47 | 0 | 0 | 0 | 0 | 0 | 0 | 6 |
| 52 Business, Mgt, Mktg, & Related Support Svcs | 0 | 29 | 0 | 0 | 0 | 0 | 0 | 0 | 2 | |
| | Total | 20 | 293 | 83 | 0 | 0 | 0 | 0 | 0 | 39 |
| Total CCTCE | | 202 | 1,784 | 86 | 0 | 0 | 0 | 0 | 0 | 2,07 |
| Total Public Institutions | | 202 | 2,333 | 7,462 | 453 | 2,479 | 43 | 169 | 13,14 | |

Certificates and Degrees Conferred for Independent Institutions
by Level, Discipline, and Institution
2003-04

| Institutions | CIP* and Discipline | Undergraduate | | | | | Total |
|---------------------------|--|---------------|-------------|------------|----------|----------|------------|
| | | Certificates | Associate's | Bachelor's | Master's | Doctoral | |
| Alderson Broaddus College | 03 Natural Resources and Conservation | 0 | 0 | 1 | 0 | 0 | 1 |
| | 09 Communication, Journalism, & Related Pgms | 0 | 0 | 3 | 0 | 0 | 3 |
| | 11 Computer & Info Sciences & Support Svcs | 0 | 3 | 5 | 0 | 0 | 8 |
| | 13 Education | 0 | 0 | 20 | 0 | 0 | 20 |
| | 19 Family & Consumer Sciences/Human Sciences | 0 | 0 | 4 | 0 | 0 | 4 |
| | 23 English Language & Literature/Letters | 0 | 0 | 2 | 0 | 0 | 2 |
| | 26 Biological & Biomedical Sciences | 0 | 10 | 7 | 0 | 0 | 17 |
| | 27 Mathematics & Statistics | 0 | 0 | 2 | 0 | 0 | 2 |
| | 31 Parks, Recreation, Leisure & Fitness Studies | 0 | 0 | 6 | 0 | 0 | 6 |
| | 38 Philosophy & Religious Studies | 0 | 0 | 3 | 0 | 0 | 3 |
| | 39 Theology & Religious Vocations | 0 | 0 | 2 | 0 | 0 | 2 |
| | 40 Physical Sciences | 0 | 0 | 2 | 0 | 0 | 2 |
| | 42 Psychology | 0 | 0 | 4 | 0 | 0 | 4 |
| | 45 Social Sciences | 0 | 0 | 2 | 0 | 0 | 2 |
| | 50 Visual and Performing Arts | 0 | 0 | 9 | 0 | 0 | 9 |
| | 51 Health Professions & Related Clinical Sci | 0 | 0 | 48 | 0 | 0 | 48 |
| | 52 Business, Mgt, Mktg, & Related Support Svcs | 0 | 0 | 10 | 0 | 0 | 10 |
| 54 History | 0 | 0 | 2 | 0 | 0 | 2 | |
| | Total | 0 | 13 | 132 | 0 | 0 | 145 |
| Appalachian Bible College | 39 Theology & Religious Vocations | 11 | 5 | 52 | 0 | 0 | 68 |
| | Total | 11 | 5 | 52 | 0 | 0 | 68 |
| Bethany College | 09 Communication, Journalism, & Related Pgms | 0 | 0 | 26 | 0 | 0 | 26 |
| | 11 Computer & Info Sciences & Support Svcs | 0 | 0 | 6 | 0 | 0 | 6 |
| | 13 Education | 0 | 0 | 38 | 0 | 0 | 38 |
| | 16 Foreign Languages, Literatures, & Linguistics | 0 | 0 | 7 | 0 | 0 | 7 |
| | 23 English Language & Literature/Letters | 0 | 0 | 12 | 0 | 0 | 12 |
| | 24 Liberal Arts & Sciences, Gen Studies & Humanities | 0 | 0 | 4 | 0 | 0 | 4 |
| | 26 Biological & Biomedical Sciences | 0 | 0 | 13 | 0 | 0 | 13 |
| | 27 Mathematics & Statistics | 0 | 0 | 9 | 0 | 0 | 9 |
| | 38 Philosophy & Religious Studies | 0 | 0 | 2 | 0 | 0 | 2 |
| | 40 Physical Sciences | 0 | 0 | 4 | 0 | 0 | 4 |
| | 42 Psychology | 0 | 0 | 23 | 0 | 0 | 23 |
| | 44 Public Administration & Soc Svc Professions | 0 | 0 | 10 | 0 | 0 | 10 |
| | 45 Social Sciences | 0 | 0 | 18 | 0 | 0 | 18 |
| | 50 Visual and Performing Arts | 0 | 0 | 7 | 0 | 0 | 7 |
| | 51 Health Professions & Related Clinical Sci | 0 | 0 | 1 | 0 | 0 | 1 |
| | 52 Business, Mgt, Mktg, & Related Support Svcs | 0 | 0 | 3 | 0 | 0 | 3 |
| 54 History | 0 | 0 | 8 | 0 | 0 | 8 | |
| | Total | 0 | 0 | 191 | 0 | 0 | 191 |

Certificates and Degrees Conferred for Independent Institutions
by Level, Discipline, and Institution
2003-04

| Institutions | CIP* and Discipline | Undergraduate | | | | | Total |
|--------------------------------|--|---------------|-------------|------------|------------|------------|------------|
| | | Certificates | Associate's | Bachelor's | Master's | Doctoral | |
| Davis & Elkins College | 09 Communication, Journalism, & Related Pgms | 0 | 0 | 1 | 0 | 0 | 1 |
| | 11 Computer & Info Sciences & Support Svcs | 0 | 0 | 4 | 0 | 0 | 4 |
| | 13 Education | 0 | 0 | 18 | 0 | 0 | 18 |
| | 15 Engineering Technologies/Technicians | 0 | 0 | 2 | 0 | 0 | 2 |
| | 26 Biological & Biomedical Sciences | 0 | 0 | 6 | 0 | 0 | 6 |
| | 27 Mathematics & Statistics | 0 | 0 | 2 | 0 | 0 | 2 |
| | 31 Parks, Recreation, Leisure & Fitness Studies | 0 | 0 | 9 | 0 | 0 | 9 |
| | 42 Psychology | 0 | 0 | 11 | 0 | 0 | 11 |
| | 45 Social Sciences | 0 | 0 | 1 | 0 | 0 | 1 |
| | 50 Visual and Performing Arts | 0 | 0 | 7 | 0 | 0 | 7 |
| | 51 Health Professions & Related Clinical Sci | 0 | 42 | 1 | 0 | 0 | 43 |
| | 52 Business, Mgt, Mktg, & Related Support Svcs | 0 | 6 | 29 | 0 | 0 | 35 |
| | 54 History | 0 | 0 | 5 | 0 | 0 | 5 |
| | Total | 0 | 48 | 96 | 0 | 0 | 144 |
| Mountain State University | 03 Natural Resources and Conservation | 0 | 4 | 0 | 0 | 0 | 4 |
| | 10 Comm Technologies/Technicians & Support Svcs | 0 | 1 | 0 | 0 | 0 | 1 |
| | 11 Computer & Info Sciences & Support Svcs | 0 | 3 | 16 | 0 | 0 | 19 |
| | 13 Education | 0 | 3 | 0 | 0 | 0 | 3 |
| | 21 Technology Education/Industrial Arts | 0 | 4 | 0 | 0 | 0 | 4 |
| | 22 Legal Professions & Studies | 0 | 5 | 7 | 0 | 0 | 12 |
| | 24 Liberal Arts & Sciences, Gen Studies & Humanities | 0 | 31 | 0 | 0 | 0 | 31 |
| | 30 Multi/Interdisciplinary Studies | 0 | 0 | 73 | 4 | 0 | 77 |
| | 43 Security & Protective Services | 0 | 2 | 48 | 2 | 0 | 52 |
| | 44 Public Administration & Soc Svc Professions | 0 | 0 | 29 | 0 | 0 | 29 |
| | 49 Transportation & Materials Moving | 0 | 2 | 1 | 0 | 0 | 3 |
| | 51 Health Professions & Related Clinical Sci | 1 | 47 | 79 | 27 | 0 | 154 |
| | 52 Business, Mgt, Mktg, & Related Support Svcs | 5 | 28 | 133 | 158 | 0 | 324 |
| | | Total | 6 | 130 | 386 | 191 | 0 |
| Ohio Valley College | 13 Education | 0 | 0 | 22 | 0 | 0 | 22 |
| | 24 Liberal Arts & Sciences, Gen Studies & Humanities | 0 | 32 | 6 | 0 | 0 | 38 |
| | 39 Theology & Religious Vocations | 0 | 0 | 11 | 0 | 0 | 11 |
| | 41 Science Technologies/Technicians | 0 | 4 | 0 | 0 | 0 | 4 |
| | 42 Psychology | 0 | 0 | 13 | 0 | 0 | 13 |
| | 52 Business, Mgt, Mktg, & Related Support Svcs | 0 | 0 | 57 | 0 | 0 | 57 |
| | Total | 0 | 36 | 109 | 0 | 0 | 145 |
| Salem International University | 01 Agriculture, Ag Ops, & Related Sci | 0 | 0 | 5 | 0 | 0 | 5 |
| | 05 Area, Ethnic, Cultural, & Gender Studies | 0 | 0 | 2 | 1 | 0 | 3 |
| | 09 Communication, Journalism, & Related Pgms | 0 | 0 | 5 | 0 | 0 | 5 |
| | 11 Computer & Info Sciences & Support Svcs | 0 | 0 | 2 | 0 | 0 | 2 |
| | 13 Education | 0 | 0 | 5 | 19 | 0 | 24 |
| | 23 English Language & Literature/Letters | 0 | 0 | 3 | 0 | 0 | 3 |
| | 24 Liberal Arts & Sciences, Gen Studies & Humanities | 0 | 0 | 1 | 0 | 0 | 1 |
| | 26 Biological & Biomedical Sciences | 0 | 0 | 7 | 0 | 0 | 7 |
| | 31 Parks, Recreation, Leisure & Fitness Studies | 0 | 0 | 2 | 0 | 0 | 2 |
| | 43 Security & Protective Services | 0 | 0 | 8 | 0 | 0 | 8 |
| | 51 Health Professions & Related Clinical Sci | 0 | 0 | 2 | 0 | 0 | 2 |
| | 52 Business, Mgt, Mktg, & Related Support Svcs | 0 | 0 | 11 | 0 | 0 | 11 |
| | | Total | 0 | 0 | 53 | 20 | 0 |

Certificates and Degrees Conferred for Independent Institutions
by Level, Discipline, and Institution
2003-04

| Institutions | CIP* and Discipline | Undergraduate | | | | | Total |
|--------------------------------|--|---------------|-------------|------------|------------|----------|------------|
| | | Certificates | Associate's | Bachelor's | Master's | Doctoral | |
| University of Charleston | 03 Natural Resources and Conservation | 0 | 0 | 1 | 0 | 0 | 1 |
| | 09 Communication, Journalism, & Related Pgms | 0 | 0 | 5 | 0 | 0 | 5 |
| | 11 Computer & Info Sciences & Support Svcs | 0 | 1 | 9 | 0 | 0 | 10 |
| | 13 Education | 0 | 0 | 6 | 0 | 0 | 6 |
| | 23 English Language & Literature/Letters | 0 | 0 | 2 | 0 | 0 | 2 |
| | 24 Liberal Arts & Sciences, Gen Studies & Humanities | 0 | 0 | 4 | 0 | 0 | 4 |
| | 26 Biological & Biomedical Sciences | 0 | 0 | 10 | 0 | 0 | 10 |
| | 31 Parks, Recreation, Leisure & Fitness Studies | 0 | 0 | 4 | 0 | 0 | 4 |
| | 42 Psychology | 0 | 0 | 2 | 0 | 0 | 2 |
| | 45 Social Sciences | 0 | 0 | 3 | 0 | 0 | 3 |
| | 50 Visual and Performing Arts | 0 | 0 | 5 | 0 | 0 | 5 |
| | 51 Health Professions & Related Clinical Sci | 0 | 55 | 44 | 0 | 0 | 99 |
| | 52 Business, Mgt, Mktg, & Related Support Svcs | 0 | 3 | 24 | 29 | 0 | 56 |
| | 54 History | 0 | 0 | 1 | 0 | 0 | 1 |
| | Total | 0 | 59 | 120 | 29 | 0 | 208 |
| West Virginia Wesleyan College | 03 Natural Resources and Conservation | 0 | 0 | 4 | 0 | 0 | 4 |
| | 09 Communication, Journalism, & Related Pgms | 0 | 0 | 16 | 0 | 0 | 16 |
| | 11 Computer & Info Sciences & Support Svcs | 0 | 0 | 15 | 0 | 0 | 15 |
| | 13 Education | 0 | 0 | 45 | 0 | 0 | 45 |
| | 14 Engineering | 0 | 0 | 3 | 0 | 0 | 3 |
| | 23 English Language & Literature/Letters | 0 | 0 | 20 | 0 | 0 | 20 |
| | 24 Liberal Arts & Sciences, Gen Studies & Humanities | 0 | 0 | 2 | 0 | 0 | 2 |
| | 26 Biological & Biomedical Sciences | 0 | 0 | 17 | 0 | 0 | 17 |
| | 27 Mathematics & Statistics | 0 | 0 | 3 | 0 | 0 | 3 |
| | 38 Philosophy & Religious Studies | 0 | 0 | 1 | 0 | 0 | 1 |
| | 39 Theology & Religious Vocations | 0 | 0 | 6 | 0 | 0 | 6 |
| | 40 Physical Sciences | 0 | 0 | 9 | 0 | 0 | 9 |
| | 42 Psychology | 0 | 0 | 21 | 0 | 0 | 21 |
| | 43 Security & Protective Services | 0 | 0 | 0 | 0 | 0 | 0 |
| | 45 Social Sciences | 0 | 0 | 37 | 0 | 0 | 37 |
| | 50 Visual and Performing Arts | 0 | 0 | 23 | 0 | 0 | 23 |
| | 51 Health Professions & Related Clinical Sci | 0 | 0 | 17 | 0 | 0 | 17 |
| | 52 Business, Mgt, Mktg, & Related Support Svcs | 0 | 0 | 40 | 4 | 0 | 44 |
| | 54 History | 0 | 0 | 12 | 0 | 0 | 12 |
| | | Total | 0 | 0 | 291 | 4 | 0 |

Certificates and Degrees Conferred for Independent Institutions
by Level, Discipline, and Institution
2003-04

| Institutions | CIP* and Discipline | Undergraduate | | | | | Total |
|--|--|---------------|-------------|--------------|------------|----------|--------------|
| | | Certificates | Associate's | Bachelor's | Master's | Doctoral | |
| Wheeling Jesuit University | 03 Natural Resources and Conservation | 0 | 0 | 2 | 0 | 0 | 2 |
| | 11 Computer & Info Sciences & Support Svcs | 0 | 0 | 7 | 0 | 0 | 7 |
| | 13 Education | 0 | 0 | 0 | 5 | 0 | 5 |
| | 16 Foreign Languages, Literatures, & Linguistics | 0 | 0 | 1 | 0 | 0 | 1 |
| | 23 English Language & Literature/Letters | 0 | 0 | 14 | 0 | 0 | 14 |
| | 24 Liberal Arts & Sciences, Gen Studies & Humanities | 0 | 0 | 29 | 0 | 0 | 29 |
| | 26 Biological & Biomedical Sciences | 0 | 0 | 12 | 0 | 0 | 12 |
| | 27 Mathematics & Statistics | 0 | 0 | 1 | 0 | 0 | 1 |
| | 30 Multi/Interdisciplinary Studies | 0 | 0 | 8 | 0 | 0 | 8 |
| | 31 Parks, Recreation, Leisure & Fitness Studies | 0 | 0 | 3 | 0 | 0 | 3 |
| | 38 Philosophy & Religious Studies | 0 | 0 | 0 | 0 | 0 | 0 |
| | 39 Theology & Religious Vocations | 0 | 0 | 1 | 6 | 0 | 7 |
| | 40 Physical Sciences | 0 | 0 | 10 | 0 | 0 | 10 |
| | 42 Psychology | 0 | 0 | 22 | 0 | 0 | 22 |
| | 43 Security & Protective Services | 0 | 0 | 14 | 0 | 0 | 14 |
| | 45 Social Sciences | 0 | 0 | 7 | 0 | 0 | 7 |
| | 51 Health Professions & Related Clinical Sci | 0 | 0 | 33 | 20 | 0 | 53 |
| 52 Business, Mgt, Mktg, & Related Support Svcs | 0 | 0 | 102 | 23 | 0 | 125 | |
| 54 History | 0 | 0 | 9 | 0 | 0 | 9 | |
| | Total | 0 | 0 | 275 | 54 | 0 | 329 |
| Total Independent Institutions | | 17 | 291 | 1,705 | 298 | 0 | 2,311 |

The tables in this report present certificates and degrees conferred during the 2003-04 academic year by the public and independent institutions of higher education in West Virginia, as well as trends in selected areas. The following are the definitions used.

DEFINITIONS

- The National Center for Education Statistics' publication, *A Classification of Instructional Programs*, provided the background for the academic areas of study by which certificates and degrees were reported in this report.
- **Undergraduate Certificate** – A formal award certifying the satisfactory completion of an organized program of study at the postsecondary level (below the baccalaureate degree).
- **Associate's Degree** - A degree awarded upon completion of at least two, but fewer than four, years of college work.
- **Bachelor's Degree** - A degree granted upon completion of an educational program requiring at least four, but not more than five, years of academic work in the liberal arts, sciences, or professional fields.
- **First Professional Degree** - A degree which signifies the completion of the academic requirements for a selected profession, which is based on an educational program requiring at least two academic years of previous college work for entrance, and a total of at least six academic years of college work for completion. First professional degrees included in this report are the Doctor of Dental Surgery (D.D.S.), the Doctor of Medicine (M.D.), the Doctor of Osteopathy (D.O.), the Juris Doctor (J.D.), and the Doctor of Pharmacy (Pharm.D.).
- **Master's Degree** - A degree customarily granted upon successful completion of one (sometimes two) academic years of work in the liberal arts and sciences beyond the bachelor's degree. The master's degree in professional fields is an advanced degree beyond the first professional degree, but below the Ph.D.
- **Post-Master's Certificate** - A certificate awarded upon completion of an organized program of study beyond the master's degree, but does not meet the requirements of an academic degree at the doctoral level.
- **Doctoral Degree** - The highest academic degree in a given discipline or profession, based generally on three or more years of graduate work, satisfaction of a foreign language requirement, and completion of a special study resulting in a dissertation approved by a committee of the faculty.