

WEST VIRGINIA HIGHER EDUCATION POLICY COMMISSION

WEST VIRGINIA COUNCIL FOR COMMUNITY AND
TECHNICAL COLLEGE EDUCATION

Higher Education Graduation Statistical Overview

2005-06



1018 KANAWHA BLVD EAST
SUITE 700
CHARLESTON, WV 25301

West Virginia Higher Education Graduation Report 2005-06

Certificates and Degrees Awarded by Level, 2005-06, Public and Independent Institutions.....	1
Certificates and Degrees Conferred By Level, 2005-06	2
Total Certificates and Degrees Awarded, 1995-96 through 2005-06	3
Undergraduate Awards, 2004-05 and 2005-06	4
Certificates and Associate's Degrees, 1995-96 through 2005-06	5
Bachelor's Degrees, 1995-96 through 2005-06.....	6
Graduate/First Professional Awards, 2004-05 and 2005-06.....	7
Graduate and First Professional Degrees, 1995-96 through 2005-06.....	8
Certificates and Degrees Conferred for Public Institutions by CIP and Discipline 2005-06.....	9
Certificates and Degrees Conferred for Independent Institutions by CIP and Discipline 2005-06.....	10
Certificates and Degrees Conferred for Public Institutions by Level, Discipline, and Institution 2005-06	11-19
Certificates and Degrees Conferred for Independent Institutions by Level, Discipline, and Institution 2005-06	20-23
6-Year Graduation Rates of First-Time, Full-Time Bachelor's Degree-Seeking Freshmen.....	24
3-Year Graduation Rates of First-Time, Full-Time Certificate/Associate's Degree-Seeking Freshmen.....	25
6-Year Graduation Rates of First-Time, Full-Time Certificate/Associate's Degree-Seeking Freshmen.....	26
Definitions	27

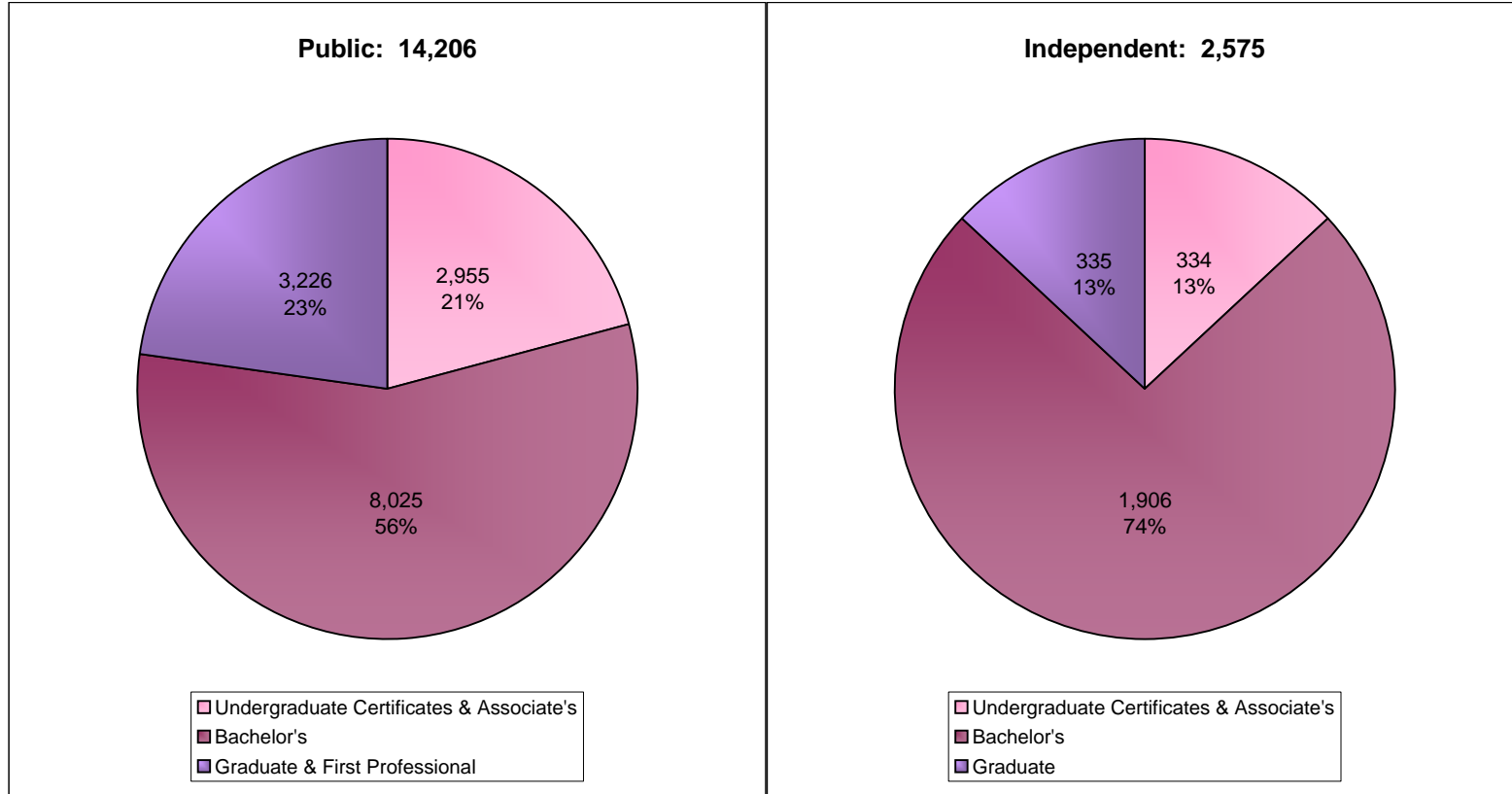
Release Date: August 2006

Prepared by the Office of Research and Technology

1018 Kanawha Boulevard, East, Suite 700
Charleston, West Virginia 25301
Telephone (304) 558-1112
Fax (304) 558-4820

For more information: <http://www.hepc.wvnet.edu>

Certificates and Degrees Awarded by Level, 2005-06 Public and Independent Institutions



- Public higher education institutions awarded 14,206 certificates and degrees in 2005-06. Bachelor's degrees made up 8,025 (56%) of total awards, while 2,955 (21%) were at the associate's and certificate level. There were 3,226 graduate and first professional degrees awarded, making up 23% of total awards.
- Independent institutions awarded 2,575 certificates and degrees in 2005-06. Bachelor's degrees made up 1,906 (74%) of total awards, while 334 (13%) were at the associate's and certificate level. Graduate degrees comprised 335 (13%) of the total.

Note: Salem International University became a for-profit institution in 2005 and therefore is not included in 2005-06 figures.

Certificates and Degrees Conferred by Level 2005-06

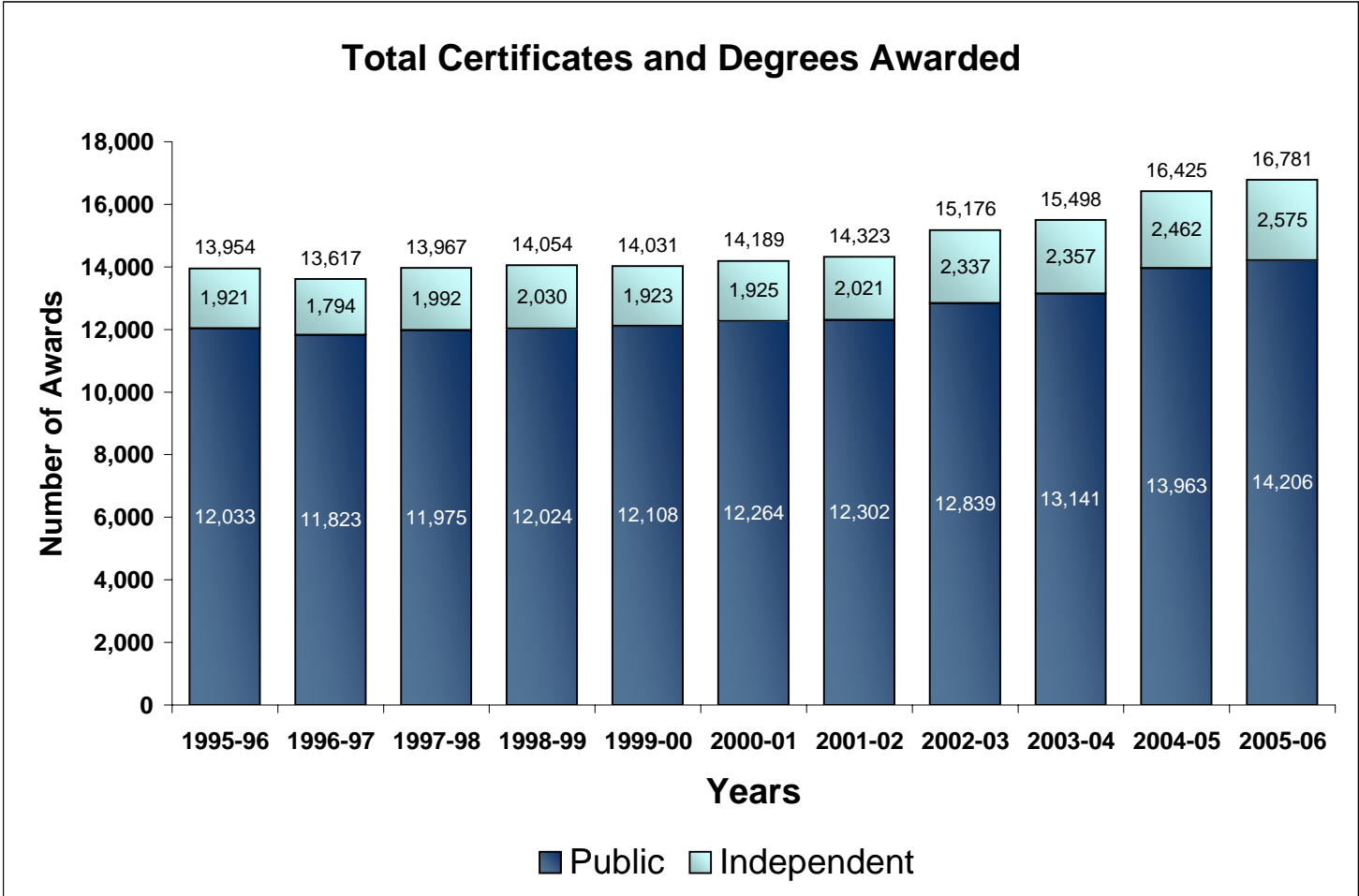
Institutions	Undergraduate Certificates	Associate's	Bachelor's	First Professional	Master's	Post- Master's	Doctoral	Total
Baccalaureate and Graduate Institutions								
Bluefield State College	--	110	204	--	--	--	--	314
Concord University	--	1	400	--	9	--	--	410
Fairmont State University	--	68	606	--	27	--	--	701
Glenville State College	--	31	200	--	--	--	--	231
Marshall University	--	84	1,433	46	861	29	11	2,464
Shepherd University	--	--	558	--	12	--	--	570
West Liberty State College	--	30	419	--	--	--	--	449
WV School of Osteopathic Medicine	--	--	--	79	--	--	--	79
WV State University	--	--	473	--	6	--	--	479
West Virginia University	--	--	3,372	351	1,619	--	168	5,510
Potomac State College of WVU	1	133	--	--	--	--	--	134
WVU Institute of Technology	--	--	264	--	8	--	--	272
Total	1	457	7,929	476	2,542	29	179	11,613
Community and Technical College System								
Blue Ridge Community and Technical College ¹	67	135	--	--	--	--	--	202
Community & Technical College at WVU Tech	11	117	--	--	--	--	--	128
Eastern WV Community & Technical College ²	--	19	--	--	--	--	--	19
Marshall Community & Technical College	12	368	--	--	--	--	--	380
New River Community & Technical College	45	168	--	--	--	--	--	213
Pierpont Community and Technical College ³	81	251	--	--	--	--	--	332
Southern WV Community & Technical College	45	269	--	--	--	--	--	314
WV Northern Community College	73	260	--	--	--	--	--	333
WV State Community & Technical College	22	176	--	--	--	--	--	198
WVU at Parkersburg	19	359	96	--	--	--	--	474
Total	375	2,122	96	0	0	0	0	2,593
Total Public Institutions	376	2,579	8,025	476	2,542	29	179	14,206
Independent Institutions⁴								
Alderson-Broaddus College	--	5	129	--	43	--	--	177
Appalachian Bible College	11	9	55	--	--	--	--	75
Bethany College	--	--	198	--	--	--	--	198
Davis & Elkins College	--	46	99	--	--	--	--	145
Mountain State University	3	202	605	--	195	--	--	1,005
Ohio Valley College	--	28	100	--	--	--	--	128
University of Charleston	--	30	110	--	7	--	--	147
WV Wesleyan College	--	--	311	--	35	--	--	346
Wheeling Jesuit University	--	--	299	--	32	--	23	354
Total Independent Institutions	14	320	1,906	0	312	0	23	2,575
Statewide Total	390	2,899	9,931	476	2,854	29	202	16,781

¹ Formerly Community and Technical College of Shepherd

² Students reported at Eastern WV Community and Technical College were officially enrolled at Southern WV Community and Technical College in courses provided at Eastern.

³ Formerly Fairmont State Community and Technical College

⁴ Salem International University became a for-profit institution in 2005 and therefore is not included in 2005-06 figures.



•From 1995-96 to 2005-06, total certificates and degrees awarded by public institutions increased 18% from 12,033 to 14,206. Degree production increased nearly 2% over the past year, establishing a new high mark for the decade.

•From 1995-96 to 2005-06, total certificates and degrees awarded by independent institutions rose 34% from 1,921 to 2,575, also establishing a new high mark for this sector of higher education.

Note: Salem International University became a for-profit institution in 2005 and therefore is not included in 2005-06 figures.

Undergraduate Awards, 2004-05 and 2005-06

Institutions	Undergraduate Certificates			Associate's Degrees ⁵			Bachelor's Degrees			Total Undergraduate Awards		
	2004-05	2005-06	% Change	2004-05	2005-06	% Change	2004-05	2005-06	% Change	2004-05	2005-06	% Change
Baccalaureate and Graduate Institutions												
Bluefield State College	--	--	--	194	110	-43%	197	204	4%	391	314	-20%
Concord University	--	--	--	0	1	--	446	400	-10%	446	401	-10%
Fairmont State University	--	--	--	1	68	6700%	624	606	-3%	625	674	8%
Glennville State College	--	--	--	50	31	-38%	182	200	10%	232	231	0%
Marshall University	--	--	--	90	84	-7%	1,487	1,433	-4%	1,577	1,517	-4%
Shepherd University	--	--	--	--	--	--	537	558	4%	537	558	4%
West Liberty State College	--	--	--	38	30	-21%	426	419	-2%	464	449	-3%
WV State University	--	--	--	--	--	--	438	473	8%	438	473	8%
West Virginia University	--	--	--	--	--	--	3,155	3,372	7%	3,155	3,372	7%
Potomac State College of WVU	1	1	0%	143	133	-7%	--	--	--	144	134	-7%
WVU Institute of Technology	--	--	--	--	--	--	211	264	25%	211	264	25%
Total	1	1	0%	516	457	-11%	7,703	7,929	3%	8,220	8,387	2%
Community and Technical College System												
Blue Ridge Community and Technical College ¹	61	67	10%	139	135	-3%	--	--	--	200	202	1%
Community & Technical College at WVU Tech	11	11	0%	155	117	-25%	--	--	--	166	128	-23%
Eastern WV Community & Technical College ²	--	--	--	16	19	19%	--	--	--	16	19	19%
Marshall Community & Technical College	16	12	-25%	314	368	17%	--	--	--	330	380	15%
New River Community & Technical College	53	45	-15%	111	168	51%	--	--	--	164	213	30%
Pierpont Community and Technical College ³	79	81	3%	376	251	-33%	--	--	--	455	332	-27%
Southern WV Community & Technical College	40	45	13%	341	269	-21%	--	--	--	381	314	-18%
WV Northern Community College	70	73	4%	247	260	5%	--	--	--	317	333	5%
WV State Community & Technical College	29	22	-24%	222	176	-21%	--	--	--	251	198	-21%
WVU at Parkersburg	10	19	90%	312	359	15%	82	96	17%	404	474	17%
Total	369	375	2%	2,233	2,122	-5%	82	96	17%	2,684	2,593	-3%
Total Public Institutions	370	376	2%	2,749	2,579	-6%	7,785	8,025	3%	10,904	10,980	1%
Independent Institutions												
Alderson-Broadbudd College	--	--	--	20	5	-75%	154	129	-16%	174	134	-23%
Appalachian Bible College	7	11	57%	8	9	13%	41	55	34%	56	75	34%
Bethany College	--	--	--	--	--	--	157	198	26%	157	198	26%
Davis & Elkins College	--	--	--	51	46	-10%	97	99	2%	148	145	-2%
Mountain State University	3	3	0%	169	202	20%	410	605	48%	582	810	39%
Ohio Valley University	--	--	--	26	28	8%	101	100	-1%	127	128	1%
University of Charleston	--	--	--	33	30	-9%	112	110	-2%	145	140	-3%
WV Wesleyan College	--	--	--	--	--	--	337	311	-8%	337	311	-8%
Wheeling Jesuit University	--	--	--	--	--	--	270	299	11%	270	299	11%
Total Independent Institutions	10	14	40%	307	320	4%	1,679	1,906	14%	1,996	2,240	12%
Statewide Total	380	390	3%	3,056	2,899	-5%	9,464	9,931	5%	12,900	13,220	2%

¹ Formerly Community and Technical College of Shepherd

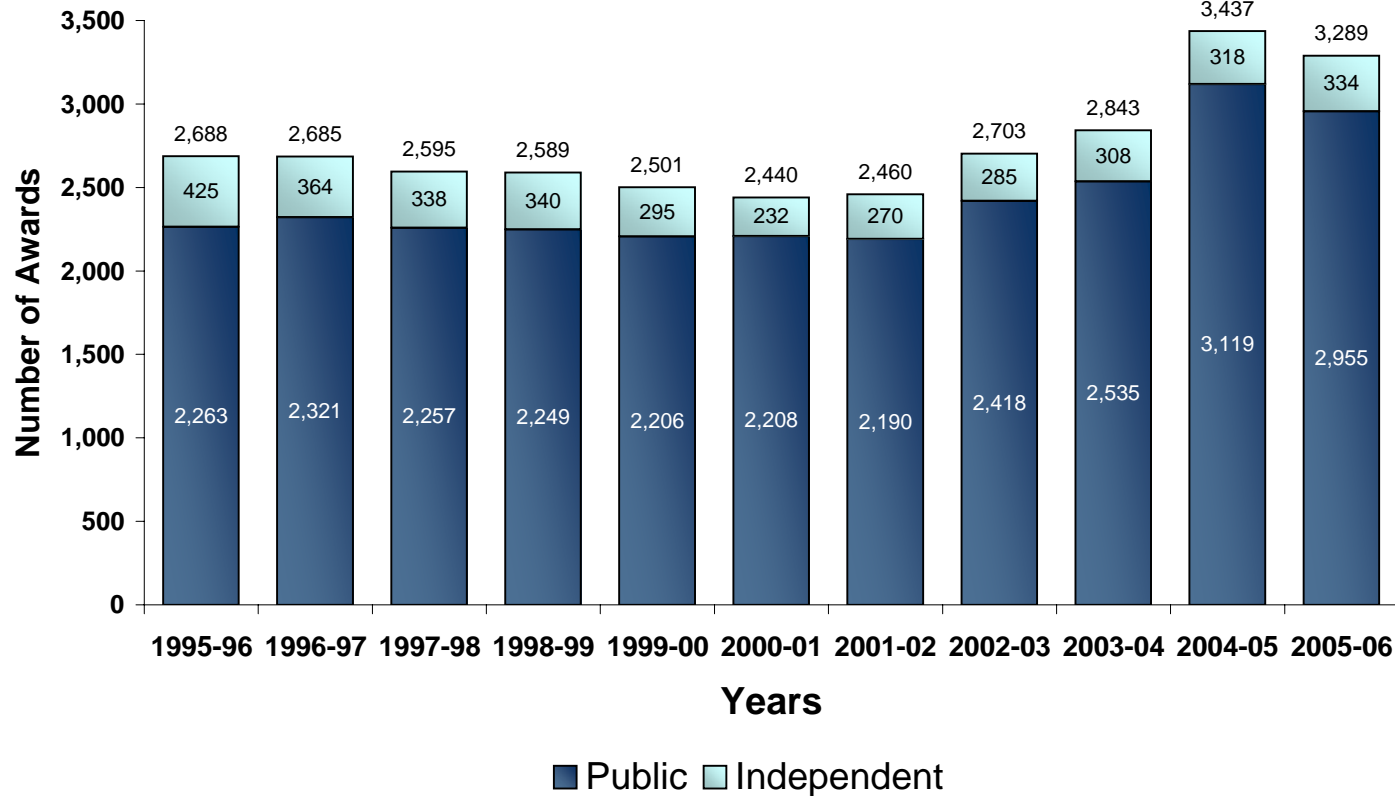
² Students reported at Eastern WV Community and Technical College were officially enrolled at Southern WV Community and Technical College in courses provided at Eastern.

³ Formerly Fairmont State Community and Technical College

⁴ Salem International University became a for-profit institution in 2005 and therefore is not included in figures.

⁵ Fluctuations in percentage changes in Associate's degrees are due in large part to the shifting of programs among administratively linked institutions.

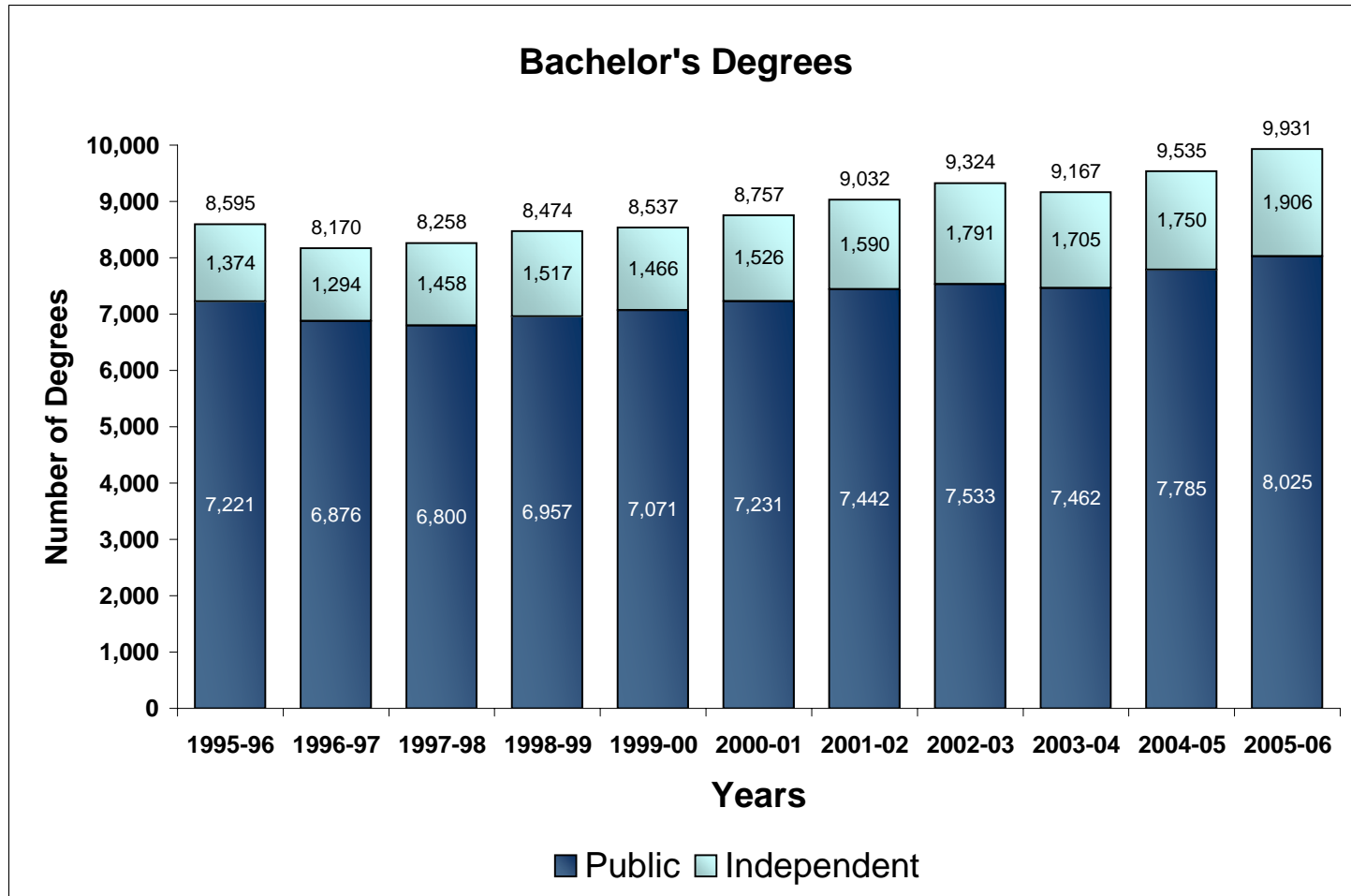
Certificates and Associate's Degrees



•From 1995-96 to 2005-06, the number of certificates and associate's degrees awarded by public institutions rose 31% from 2,263 to 2,955. The current figure is the second highest of the past decade.

•Over the same time period, independent institutions awarded 21% fewer certificates and associate's degrees, moving from 425 to 334. Awards, however, have been steadily increasing since 2000-01, when the lowest count of the decade was observed.

Note: Salem International University became a for-profit institution in 2005 and therefore is not included in 2005-06 figures.



•From 1995-96 to 2005-06, the number of bachelor's degrees awarded by public institutions increased 11% from 7,221 to 8,025. This is the highest number of bachelor's degrees awarded over the past decade.

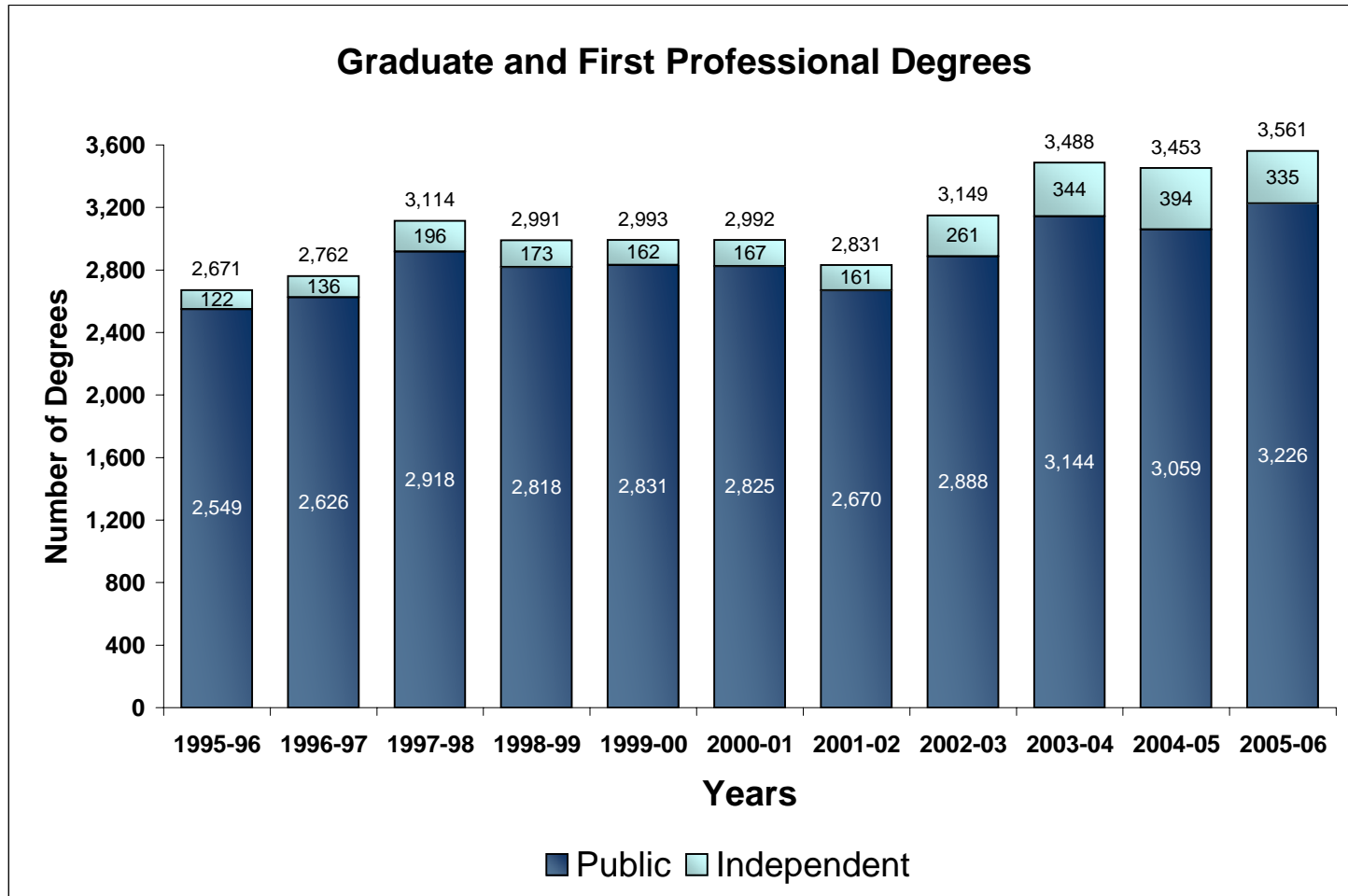
•Over the same time period, independent institutions awarded 39% more bachelor's degrees, increasing from 1,374 to 1,906. This sector of higher education is on the rise again after a dip in 2003-04, and is now at a record figure for this decade.

Note: Salem International University became a for-profit institution in 2005 and therefore is not included in 2005-06 figures.

Graduate/First Professional Awards, 2004-05 and 2005-06

Institutions	First Professional Degrees			Master's Degrees			Post-Master's Certificates			Doctoral Degrees			Total Graduate/First Prof Awards		
	2004-05	2005-06	% Change	2004-05	2005-06	% Change	2004-05	2005-06	% Change	2004-05	2005-06	% Change	2003-04	2005-06	% Change
<u>Baccalaureate and Graduate Institutions</u>															
Concord University	--	--	--	16	9	-44%	--	--	--	--	--	--	16	9	--
Fairmont State University	--	--	--	3	27	800%	--	--	--	--	--	--	3	27	--
Marshall University	43	46	7%	871	861	-1%	37	29	-22%	10	11	10%	961	947	-1%
Shepherd University	--	--	--	5	12	140%	--	--	--	--	--	--	5	12	140%
WV School of Osteopathic Medicine	68	79	16%	--	--	--	--	--	--	--	--	--	68	79	16%
WV State University	--	--	--	--	6	--	--	--	--	--	--	--	--	6	--
West Virginia University	337	351	4%	1,499	1,619	8%	--	--	--	159	168	6%	1,995	2,138	7%
WVU Institute of Technology	--	--	--	11	8	-27%	--	--	--	--	--	--	11	8	-27%
Total Public Institutions	448	476	6%	2,405	2,542	6%	37	29	-22%	169	179	6%	3,059	3,226	5%
<u>Independent Institutions</u>															
Alderson-Broaddus College	--	--	--	44	43	-2%	--	--	--	--	--	--	44	43	-2%
Mountain State University	--	--	--	143	195	36%	1	-	-100%	--	--	--	144	195	35%
University of Charleston	--	--	--	24	7	-71%	--	--	--	--	--	--	24	7	-71%
WV Wesleyan College	--	--	--	22	35	59%	--	--	--	--	--	--	22	35	59%
Wheeling Jesuit University	--	--	--	53	32	-40%	--	--	--	44	23	-48%	97	55	-43%
Total Independent Institutions	-	-	-	286	312	9%	1	-	-100%	44	23	-48%	331	335	1%
Statewide Total	448	476	6%	2,691	2,854	6%	38	29	-24%	213	202	-5%	3,390	3,561	5%

Note: Salem International University became a for-profit institution in 2005 and therefore is not included in these figures.



•From 1995-96 to 2005-06, graduate and first professional degrees awarded by public institutions increased by 27% from 2,549 to 3,226. This five percent recovery from last year's decline resulted in a decade high.

•From 1995-96 to 2005-06, independent institutions increased their graduate degree awards 175% from 122 to 335, representing the second highest number of awards for this decade. Much of the decline from last year is attributable to the exclusion of Salem International University, which became a for-profit institution in 2005 and is not included in 2005-06 figures.

Certificates and Degrees Conferred for Public Institutions by CIP and Discipline 2005-06

CIP* and Discipline	Undergrad Certificate	Associate's Degree	Bachelor's Degree	First Professional	Master's Degree	Post Master's Certificate	Doctoral Degree	Total Awards
01 Agriculture, Ag Ops, & Related Sci	0	8	88	0	32	0	1	129
03 Natural Resources and Conservation	0	21	85	0	24	0	7	137
04 Architecture & Related Services	0	0	28	0	0	0	0	28
09 Communication, Journalism, & Related Pgms	0	10	505	0	155	0	0	670
10 Comm Technologies/Technicians & Support Svcs	1	30	13	0	0	0	0	44
11 Computer & Info Sciences & Support Svcs	13	83	122	0	51	0	4	273
12 Personal & Culinary Services	2	31	0					33
13 Education	5	30	1,017	0	1,007	12	42	2,113
14 Engineering	0	6	421	0	178	0	29	634
15 Engineering Technologies/Technicians	7	140	100	0	7	0	0	254
16 Foreign Languages, Literatures, & Linguistics	9	5	51	0	34	0	0	99
19 Family & Consumer Sciences/Human Sciences	0	30	145	0	6	0	0	181
22 Legal Professions & Studies	8	44	0	138	3	0	0	193
23 English Language & Literature/Letters	0	0	164	0	42	0	4	210
24 Board of Governors Associate of Applied Science	0	255	0					255
24 Liberal Arts & Sciences, Gen Studies & Humanities	31	344	88	0	3	0	0	466
24 Regents Bachelor of Arts	0	0	833	0	0	0	0	833
25 Library Science	2	0	0					2
26 Biological & Biomedical Sciences	0	0	328	0	41	0	19	388
27 Mathematics & Statistics	0	0	33	0	33	0	5	71
30 Multi/Interdisciplinary Studies	5	92	279	0	24	0	0	400
31 Parks, Recreation, Leisure & Fitness Studies	0	0	143	0	23	0	0	166
38 Philosophy & Religious Studies	0	0	8	0	0	0	0	8
40 Physical Sciences	0	4	112	0	20	0	13	149
41 Science Technologies/Technicians	43	41	0	0	0	0	0	84
42 Psychology	0	0	384	0	54	17	13	468
43 Security & Protective Services	27	170	251	0	21	0	0	469
44 Public Administration & Soc Svc Professions	1	15	104	0	147	0	0	267
45 Social Sciences	0	0	477	0	37	0	11	525
47 Mechanic & Repair Technologies/Technicians	15	33	0					48
48 Precision Production	3	18	0					21
50 Visual and Performing Arts	0	21	240	0	38	0	6	305
51 Health Professions & Related Clinical Sci	142	706	548	338	248	0	7	1,989
52 Business, Mgt, Mktg, & Related Support Svcs	62	442	1,333	0	301	0	11	2,149
54 History	0	0	125	0	13	0	7	145
Public Institution Total	376	2,579	8,025	476	2,542	29	179	14,206

* CIP (Classification of Instructional Programs) codes are national standards for categorizing programs.

**Certificates and Degrees Conferred for Independent Institutions
by CIP and Discipline
2005-06**

CIP* and Discipline	Undergrad Certificate	Associate's Degree	Bachelor's Degree	First Professional	Master's Degree	Post Master's Certificate	Doctoral Degree	Total Awards
03 Natural Resources and Conservation	0	4	6	0	0	0	0	10
09 Communication, Journalism, & Related Pgms	0	0	45	0	0	0	0	45
11 Computer & Info Sciences & Support Svcs	0	8	59	0	0	0	0	67
12 Personal & Culinary Services	0	3	3	0	0	0	0	6
13 Education	0	3	173	0	1	0	0	177
14 Engineering	0	0	2	0	0	0	0	2
15 Engineering Technologies/Technicians	0	0	1	0	0	0	0	1
16 Foreign Languages, Literatures, & Linguistics	0	0	8	0	0	0	0	8
19 Family & Consumer Sciences/Human Sciences	0	0	3	0	0	0	0	3
22 Legal Professions & Studies	0	7	10	0	0	0	0	17
23 English Language & Literature/Letters	0	0	41	0	0	0	0	41
24 Liberal Arts & Sciences, Gen Studies & Humanities	0	68	49	0	0	0	0	117
26 Biological & Biomedical Sciences	0	2	79	0	0	0	0	81
27 Mathematics & Statistics	0	0	20	0	0	0	0	20
30 Multi/Interdisciplinary Studies	1	0	45	0	10	0	0	56
31 Parks, Recreation, Leisure & Fitness Studies	0	0	20	0	0	0	0	20
38 Philosophy & Religious Studies	0	0	9	0	0	0	0	9
39 Theology & Religious Vocations	11	9	67	0	2	0	0	89
40 Physical Sciences	0	0	29	0	0	0	0	29
41 Science Technologies/Technicians	0	0	0	0	0	0	0	0
42 Psychology	0	0	90	0	0	0	0	90
43 Security & Protective Services	0	14	133	0	3	0	0	150
44 Public Administration & Soc Svc Professions	0	0	31	0	0	0	0	31
45 Social Sciences	0	0	54	0	0	0	0	54
49 Transportation & Materials Moving	0	2	3	0	0	0	0	5
50 Visual and Performing Arts	0	0	44	0	0	0	0	44
51 Health Professions & Related Clinical Sci	0	171	346	0	85	0	23	625
52 Business, Mgt, Mktg, & Related Support Svcs	2	29	490	0	211	0	0	732
54 History	0	0	46	0	0	0	0	46
Independent Institution Total	14	320	1,906	0	312	0	23	2,575

* CIP (Classification of Instructional Programs) codes are national standards for categorizing programs.

Certificates and Degrees Conferred for Public Institutions
by Level, Discipline, and Institution
2005-06

Institutions	CIP* and Discipline	Undergrad Certificate	Associate's Degree	Bachelor's Degree	First Professional	Master's Degree	Post Master's Certificate	Doctoral Degree	Total Awards
Public Institution Total		376	2,579	8,025	476	2,542	29	179	14,206
Baccalaureate and Graduate Institutions									
Bluefield State College	11 Computer & Info Sciences & Support Svcs	--	--	15	--	--	--	--	15
	13 Education	--	--	29	--	--	--	--	29
	15 Engineering Technologies/Technicians	--	20	29	--	--	--	--	49
	24 Liberal Arts & Sciences, Gen Studies & Humanities	--	3	7	--	--	--	--	10
	24 Regents Bachelor of Arts	--	--	36	--	--	--	--	36
	30 Multi/Interdisciplinary Studies	--	--	5	--	--	--	--	5
	43 Security & Protective Services	--	--	18	--	--	--	--	18
	45 Social Sciences	--	--	19	--	--	--	--	19
	51 Health Professions & Related Clinical Sci	--	77	22	--	--	--	--	99
	52 Business, Mgt, Mktg, & Related Support Svcs	--	10	24	--	--	--	--	34
	Total	--	110	204	--	--	--	--	314
Concord University	09 Communication, Journalism, & Related Pgms	--	--	16	--	--	--	--	16
	11 Computer & Info Sciences & Support Svcs	--	--	8	--	--	--	--	8
	13 Education	--	--	100	--	9	--	--	109
	23 English Language & Literature/Letters	--	--	10	--	--	--	--	10
	24 Regents Bachelor of Arts	--	--	39	--	--	--	--	39
	26 Biological & Biomedical Sciences	--	--	16	--	--	--	--	16
	27 Mathematics & Statistics	--	--	6	--	--	--	--	6
	30 Multi/Interdisciplinary Studies	--	--	15	--	--	--	--	15
	40 Physical Sciences	--	--	8	--	--	--	--	8
	42 Psychology	--	--	25	--	--	--	--	25
	44 Public Administration & Soc Svc Professions	--	--	15	--	--	--	--	15
	45 Social Sciences	--	--	35	--	--	--	--	35
	50 Visual and Performing Arts	--	--	16	--	--	--	--	16
	51 Health Professions & Related Clinical Sci	--	--	6	--	--	--	--	6
	52 Business, Mgt, Mktg, & Related Support Svcs	--	1	77	--	--	--	--	78
	54 History	--	--	8	--	--	--	--	8
	Total	--	1	400	--	9	--	--	410
Fairmont State University	09 Communication, Journalism, & Related Pgms	--	--	2	--	--	--	--	2
	10 Comm Technologies/Technicians & Support Svcs	--	--	6	--	--	--	--	6
	11 Computer & Info Sciences & Support Svcs	--	--	7	--	--	--	--	7
	13 Education	--	--	155	--	22	--	--	177
	15 Engineering Technologies/Technicians	--	1	56	--	--	--	--	57
	19 Family & Consumer Sciences/Human Sciences	--	--	20	--	--	--	--	20
	23 English Language & Literature/Letters	--	--	6	--	--	--	--	6
	24 Regents Bachelor of Arts	--	--	58	--	--	--	--	58
	26 Biological & Biomedical Sciences	--	--	7	--	--	--	--	7
	30 Multi/Interdisciplinary Studies	--	--	1	--	--	--	--	1
	40 Physical Sciences	--	--	2	--	--	--	--	2
	42 Psychology	--	--	39	--	--	--	--	39
	43 Security & Protective Services	--	--	65	--	5	--	--	70
	45 Social Sciences	--	--	29	--	--	--	--	29
	50 Visual and Performing Arts	--	--	4	--	--	--	--	4
	51 Health Professions & Related Clinical Sci	--	67	26	--	--	--	--	93
	52 Business, Mgt, Mktg, & Related Support Svcs	--	--	117	--	--	--	--	117
	54 History	--	--	6	--	--	--	--	6
	Total	--	68	606	--	27	--	--	701

* CIP (Classification of Instructional Programs) codes are national standards for categorizing programs.

Certificates and Degrees Conferred for Public Institutions
by Level, Discipline, and Institution
2005-06

Institutions	CIP* and Discipline	Undergrad Certificate	Associate's Degree	Bachelor's Degree	First Professional	Master's Degree	Post Master's Certificate	Doctoral Degree	Total Awards
Glennville State College	03 Natural Resources and Conservation	--	13	11	--	--	--	--	24
	13 Education	--	--	68	--	--	--	--	68
	15 Engineering Technologies/Technicians	--	7	--	--	--	--	--	7
	23 English Language & Literature/Letters	--	--	6	--	--	--	--	6
	24 Liberal Arts & Sciences, Gen Studies & Humanities	--	7	--	--	--	--	--	7
	24 Regents Bachelor of Arts	--	--	18	--	--	--	--	18
	26 Biological & Biomedical Sciences	--	--	7	--	--	--	--	7
	30 Multi/Interdisciplinary Studies	--	--	3	--	--	--	--	3
	40 Physical Sciences	--	--	3	--	--	--	--	3
	45 Social Sciences	--	--	35	--	--	--	--	35
	51 Health Professions & Related Clinical Sci	--	--	10	--	--	--	--	10
	52 Business, Mgt, Mktg, & Related Support Svcs	--	4	34	--	--	--	--	38
	54 History	--	--	5	--	--	--	--	5
	Total		--	31	200	--	--	--	--
Marshall University	03 Natural Resources and Conservation	--	--	5	--	6	--	--	11
	09 Communication, Journalism, & Related Pgms	--	--	55	--	10	--	--	65
	11 Computer & Info Sciences & Support Svcs	--	--	--	--	19	--	--	19
	13 Education	--	--	257	--	442	12	9	720
	14 Engineering	--	--	--	--	13	--	--	13
	15 Engineering Technologies/Technicians	--	--	5	--	7	--	--	12
	16 Foreign Languages, Literatures, & Linguistics	--	--	9	--	--	--	--	9
	19 Family & Consumer Sciences/Human Sciences	--	--	8	--	2	--	--	10
	23 English Language & Literature/Letters	--	--	34	--	24	--	--	58
	24 Liberal Arts & Sciences, Gen Studies & Humanities	--	--	7	--	3	--	--	10
	24 Regents Bachelor of Arts	--	--	200	--	--	--	--	200
	26 Biological & Biomedical Sciences	--	--	88	--	13	--	2	103
	27 Mathematics & Statistics	--	--	9	--	10	--	--	19
	30 Multi/Interdisciplinary Studies	--	--	18	--	15	--	--	33
	31 Parks, Recreation, Leisure & Fitness Studies	--	--	10	--	18	--	--	28
	40 Physical Sciences	--	--	42	--	5	--	--	47
	42 Psychology	--	--	88	--	36	17	--	141
	43 Security & Protective Services	--	--	54	--	16	--	--	70
	44 Public Administration & Soc Svc Professions	--	--	11	--	--	--	--	11
	45 Social Sciences	--	--	42	--	15	--	--	57
	50 Visual and Performing Arts	--	--	46	--	12	--	--	58
	51 Health Professions & Related Clinical Sci	--	84	115	46	99	--	--	344
	52 Business, Mgt, Mktg, & Related Support Svcs	--	--	311	--	92	--	--	403
54 History	--	--	19	--	4	--	--	23	
Total		--	84	1,433	46	861	29	11	2,464

* CIP (Classification of Instructional Programs) codes are national standards for categorizing programs.

Certificates and Degrees Conferred for Public Institutions
by Level, Discipline, and Institution
2005-06

Institutions	CIP* and Discipline	Undergrad Certificate	Associate's Degree	Bachelor's Degree	First Professional	Master's Degree	Post Master's Certificate	Doctoral Degree	Total Awards
Shepherd University	03 Natural Resources and Conservation	--	--	9	--	--	--	--	9
	09 Communication, Journalism, & Related Pgms	--	--	19	--	--	--	--	19
	11 Computer & Info Sciences & Support Svcs	--	--	31	--	--	--	--	31
	13 Education	--	--	71	--	12	--	--	83
	19 Family & Consumer Sciences/Human Sciences	--	--	4	--	--	--	--	4
	23 English Language & Literature/Letters	--	--	7	--	--	--	--	7
	24 Regents Bachelor of Arts	--	--	103	--	--	--	--	103
	26 Biological & Biomedical Sciences	--	--	15	--	--	--	--	15
	27 Mathematics & Statistics	--	--	2	--	--	--	--	2
	31 Parks, Recreation, Leisure & Fitness Studies	--	--	33	--	--	--	--	33
	40 Physical Sciences	--	--	6	--	--	--	--	6
	42 Psychology	--	--	24	--	--	--	--	24
	44 Public Administration & Soc Svc Professions	--	--	19	--	--	--	--	19
	45 Social Sciences	--	--	36	--	--	--	--	36
	50 Visual and Performing Arts	--	--	29	--	--	--	--	29
51 Health Professions & Related Clinical Sci	--	--	36	--	--	--	--	36	
52 Business, Mgt, Mktg, & Related Support Svcs	--	--	100	--	--	--	--	100	
54 History	--	--	14	--	--	--	--	14	
Total		--	--	558	--	12	--	--	570
West Liberty State College	09 Communication, Journalism, & Related Pgms	--	--	16	--	--	--	--	16
	13 Education	--	--	113	--	--	--	--	113
	23 English Language & Literature/Letters	--	--	5	--	--	--	--	5
	24 Regents Bachelor of Arts	--	--	43	--	--	--	--	43
	26 Biological & Biomedical Sciences	--	--	17	--	--	--	--	17
	30 Multi/Interdisciplinary Studies	--	--	11	--	--	--	--	11
	31 Parks, Recreation, Leisure & Fitness Studies	--	--	13	--	--	--	--	13
	42 Psychology	--	--	9	--	--	--	--	9
	43 Security & Protective Services	--	--	38	--	--	--	--	38
	45 Social Sciences	--	--	5	--	--	--	--	5
	50 Visual and Performing Arts	--	--	13	--	--	--	--	13
	51 Health Professions & Related Clinical Sci	--	--	30	--	--	--	--	64
	52 Business, Mgt, Mktg, & Related Support Svcs	--	--	102	--	--	--	--	102
Total		--	--	30	419	--	--	--	449
WV School of Osteopathic Medicine	51 Health Professions & Related Clinical Sci	--	--	--	--	79	--	--	79
Total		--	--	--	--	79	--	--	79
WV State University	09 Communication, Journalism, & Related Pgms	--	--	52	--	4	--	--	56
	13 Education	--	--	86	--	--	--	--	86
	23 English Language & Literature/Letters	--	--	9	--	--	--	--	9
	24 Regents Bachelor of Arts	--	--	100	--	--	--	--	100
	26 Biological & Biomedical Sciences	--	--	13	--	2	--	--	15
	27 Mathematics & Statistics	--	--	3	--	--	--	--	3
	31 Parks, Recreation, Leisure & Fitness Studies	--	--	4	--	--	--	--	4
	40 Physical Sciences	--	--	3	--	--	--	--	3
	42 Psychology	--	--	36	--	--	--	--	36
	43 Security & Protective Services	--	--	47	--	--	--	--	47
	44 Public Administration & Soc Svc Professions	--	--	15	--	--	--	--	15
	45 Social Sciences	--	--	13	--	--	--	--	13
	50 Visual and Performing Arts	--	--	5	--	--	--	--	5
	51 Health Professions & Related Clinical Sci	--	--	18	--	--	--	--	18
	52 Business, Mgt, Mktg, & Related Support Svcs	--	--	59	--	--	--	--	59
54 History	--	--	10	--	--	--	--	10	
Total		--	--	473	--	6	--	--	479

* CIP (Classification of Instructional Programs) codes are national standards for categorizing programs.

Certificates and Degrees Conferred for Public Institutions
by Level, Discipline, and Institution
2005-06

Institutions	CIP* and Discipline	Undergrad Certificate	Associate's Degree	Bachelor's Degree	First Professional	Master's Degree	Post Master's Certificate	Doctoral Degree	Total Awards	
West Virginia University	01 Agriculture, Ag Ops, & Related Sci	--	--	88	--	32	--	1	121	
	03 Natural Resources and Conservation	--	--	60	--	18	--	7	85	
	04 Architecture & Related Services	--	--	28	--	--	--	--	28	
	09 Communication, Journalism, & Related Pgms	--	--	345	--	141	--	--	486	
	11 Computer & Info Sciences & Support Svcs	--	--	46	--	32	--	4	82	
	13 Education	--	--	92	--	522	--	33	647	
	14 Engineering	--	--	321	--	157	--	29	507	
	16 Foreign Languages, Literatures, & Linguistics	--	--	42	--	34	--	--	76	
	19 Family & Consumer Sciences/Human Sciences	--	--	113	--	4	--	--	117	
	22 Legal Professions & Studies	--	--	--	138	3	--	--	141	
	23 English Language & Literature/Letters	--	--	87	--	18	--	4	109	
	24 Liberal Arts & Sciences, Gen Studies & Humanities	--	--	74	--	--	--	--	74	
	24 Regents Bachelor of Arts	--	--	215	--	--	--	--	215	
	26 Biological & Biomedical Sciences	--	--	159	--	26	--	17	202	
	27 Mathematics & Statistics	--	--	13	--	23	--	5	41	
	30 Multi/Interdisciplinary Studies	--	--	225	--	9	--	--	234	
	31 Parks, Recreation, Leisure & Fitness Studies	--	--	83	--	5	--	--	88	
	38 Philosophy & Religious Studies	--	--	8	--	--	--	--	8	
	40 Physical Sciences	--	--	47	--	15	--	13	75	
	42 Psychology	--	--	163	--	18	--	13	194	
	43 Security & Protective Services	--	--	29	--	--	--	--	29	
	44 Public Administration & Soc Svc Professions	--	--	40	--	147	--	--	187	
	45 Social Sciences	--	--	257	--	22	--	11	290	
	50 Visual and Performing Arts	--	--	127	--	26	--	6	159	
	51 Health Professions & Related Clinical Sci	--	--	230	213	149	--	7	599	
	52 Business, Mgt, Mktg, & Related Support Svcs	--	--	417	--	209	--	11	637	
	54 History	--	--	63	--	9	--	7	79	
	Total	--	--	3,372	--	351	1,619	--	168	5,510
	Potomac State College of WVU	01 Agriculture, Ag Ops, & Related Sci	--	6	--	--	--	--	--	6
		03 Natural Resources and Conservation	--	8	--	--	--	--	--	8
		09 Communication, Journalism, & Related Pgms	--	2	--	--	--	--	--	2
		11 Computer & Info Sciences & Support Svcs	--	4	--	--	--	--	--	4
		13 Education	--	22	--	--	--	--	--	22
14 Engineering		--	6	--	--	--	--	--	6	
24 Liberal Arts & Sciences, Gen Studies & Humanities		--	56	--	--	--	--	--	56	
41 Science Technologies/Technicians		--	1	--	--	--	--	--	1	
43 Security & Protective Services		1	7	--	--	--	--	--	8	
52 Business, Mgt, Mktg, & Related Support Svcs	--	21	--	--	--	--	--	21		
Total	1	133	--	--	--	--	--	134		
WVU Institute of Technology	10 Comm Technologies/Technicians & Support Svcs	--	--	7	--	--	--	--	7	
	11 Computer & Info Sciences & Support Svcs	--	--	15	--	--	--	--	15	
	13 Education	--	--	6	--	--	--	--	6	
	14 Engineering	--	--	100	--	8	--	--	108	
	24 Regents Bachelor of Arts	--	--	18	--	--	--	--	18	
	26 Biological & Biomedical Sciences	--	--	6	--	--	--	--	6	
	30 Multi/Interdisciplinary Studies	--	--	1	--	--	--	--	1	
	40 Physical Sciences	--	--	1	--	--	--	--	1	
	44 Public Administration & Soc Svc Professions	--	--	4	--	--	--	--	4	
	45 Social Sciences	--	--	6	--	--	--	--	6	
51 Health Professions & Related Clinical Sci	--	--	51	--	--	--	--	51		
52 Business, Mgt, Mktg, & Related Support Svcs	--	--	49	--	--	--	--	49		
Total	--	--	264	--	--	8	--	272		
Baccalaureate and Graduate Institutions Total		1	457	7,929	476	2,542	29	179	11,613	

* CIP (Classification of Instructional Programs) codes are national standards for categorizing programs.

Certificates and Degrees Conferred for Public Institutions
by Level, Discipline, and Institution
2005-06

Institutions	CIP* and Discipline	Undergrad Certificate	Associate 's Degree	Bachelor's Degree	Total Awards
Community and Technical College System					
Blue Ridge Community and Technical College ¹	11 Computer & Info Sciences & Support Svcs	5	7		12
	12 Personal & Culinary Services	.	6		6
	15 Engineering Technologies/Technicians	.	6		6
	22 Legal Professions & Studies	5	7		12
	24 Liberal Arts & Sciences, Gen Studies & Humanities	31	6		37
	24 Board of Governors Associate of Applied Science	.	28		28
	30 Multi/Interdisciplinary Studies	.	2		2
	41 Science Technologies/Technicians	.	2		2
	43 Security & Protective Services	9	13		22
	47 Mechanic & Repair Technologies/Technicians	.	1		1
	50 Visual and Performing Arts	.	1		1
	51 Health Professions & Related Clinical Sci	.	32		32
	52 Business, Mgt, Mktg, & Related Support Svcs	17	24		41
	Total		67	135	
Community and Technical College at WVU Tech	10 Comm Technologies/Technicians & Support Svcs	1	11		12
	11 Computer & Info Sciences & Support Svcs	.	5		5
	15 Engineering Technologies/Technicians	6	51		57
	24 Liberal Arts & Sciences, Gen Studies & Humanities	.	6		6
	51 Health Professions & Related Clinical Sci	.	24		24
	52 Business, Mgt, Mktg, & Related Support Svcs	4	20		24
Total		11	117		128
Eastern WV Community & Technical College	24 Liberal Arts & Sciences, Gen Studies & Humanities	.	6		6
	24 Board of Governors Associate of Applied Science	.	1		1
	30 Multi/Interdisciplinary Studies	.	7		7
	41 Science Technologies/Technicians	.	2		2
	52 Business, Mgt, Mktg, & Related Support Svcs	.	3		3
Total		.	19		19

* CIP (Classification of Instructional Programs) codes are national standards for categorizing programs.

Certificates and Degrees Conferred for Public Institutions
by Level, Discipline, and Institution
2005-06

Institutions	CIP* and Discipline	Undergrad Certificate	Associate 's Degree	Bachelor's Degree	Total Awards
Marshall Community and Technical College	11 Computer & Info Sciences & Support Svcs	8	35	.	8
	12 Personal & Culinary Services	2	.	.	2
	15 Engineering Technologies/Technicians	.	36	.	38
	22 Legal Professions & Studies	.	30	.	30
	24 Liberal Arts & Sciences, Gen Studies & Humanities	.	19	.	19
	24 Board of Governors Associate of Applied Science	.	64	.	64
	25 Library Science	2	.	.	2
	30 Multi/Interdisciplinary Studies	.	40	.	40
	41 Science Technologies/Technicians	.	15	.	15
	43 Security & Protective Services	.	16	.	16
	50 Visual and Performing Arts	.	7	.	7
	51 Health Professions & Related Clinical Sci	.	82	.	82
	52 Business, Mgt, Mktg, & Related Support Svcs	.	57	.	57
	Total		12	368	.
New River Community and Technical College	01 Agriculture, Ag Ops, & Related Sci	.	2	.	2
	10 Comm Technologies/Technicians & Support Svcs	.	1	.	1
	11 Computer & Info Sciences & Support Svcs	.	7	.	7
	22 Legal Professions & Studies	.	7	.	7
	24 Liberal Arts & Sciences, Gen Studies & Humanities	.	24	.	24
	24 Board of Governors Associate of Applied Science	.	7	.	7
	30 Multi/Interdisciplinary Studies	.	11	.	11
	41 Science Technologies/Technicians	41	6	.	47
	43 Security & Protective Services	.	43	.	43
	51 Health Professions & Related Clinical Sci	.	1	.	1
	52 Business, Mgt, Mktg, & Related Support Svcs	4	59	.	63
Total		45	168	.	213

* CIP (Classification of Instructional Programs) codes are national standards for categorizing programs.

Certificates and Degrees Conferred for Public Institutions
by Level, Discipline, and Institution
2005-06

Institutions	CIP* and Discipline	Undergrad Certificate	Associate 's Degree	Bachelor's Degree	Total Awards
Pierpont Community and Technical College ²	10 Comm Technologies/Technicians & Support Svcs	.	18	.	18
	12 Personal & Culinary Services	.	17	.	17
	13 Education	.	1	.	1
	15 Engineering Technologies/Technicians	.	24	.	24
	16 Foreign Languages, Literatures, & Linguistics	9	5	.	14
	19 Family & Consumer Sciences/Human Sciences	.	16	.	16
	24 Liberal Arts & Sciences, Gen Studies & Humanities	.	16	.	16
	24 Board of Governors Associate of Applied Science	.	12	.	12
	30 Multi/Interdisciplinary Studies	.	8	.	8
	41 Science Technologies/Technicians	.	3	.	3
	43 Security & Protective Services	.	19	.	19
	47 Mechanic & Repair Technologies/Technicians	.	19	.	19
	50 Visual and Performing Arts	.	13	.	13
	51 Health Professions & Related Clinical Sci	72	55	.	127
	52 Business, Mgt, Mktg, & Related Support Svcs	.	25	.	25
Total		81	251	.	332
Southern WV Community and Technical College	15 Engineering Technologies/Technicians	.	2	.	2
	19 Family & Consumer Sciences/Human Sciences	.	14	.	14
	24 Liberal Arts & Sciences, Gen Studies & Humanities	.	62	.	62
	24 Board of Governors Associate of Applied Science	.	42	.	42
	30 Multi/Interdisciplinary Studies	.	3	.	3
	41 Science Technologies/Technicians	2	1	.	3
	43 Security & Protective Services	17	18	.	35
	51 Health Professions & Related Clinical Sci	21	70	.	91
	52 Business, Mgt, Mktg, & Related Support Svcs	5	57	.	62
Total		45	269	.	314

* CIP (Classification of Instructional Programs) codes are national standards for categorizing programs.

Certificates and Degrees Conferred for Public Institutions
by Level, Discipline, and Institution
2005-06

Institutions	CIP* and Discipline	Undergrad Certificate	Associate 's Degree	Bachelor's Degree	Total Awards
WV Northern Community College	11 Computer & Info Sciences & Support Svcs	.	4.		4
	12 Personal & Culinary Services	.	8.		8
	24 Liberal Arts & Sciences, Gen Studies & Humanities	.	41.		41
	24 Board of Governors Associate of Applied Science	.	5.		5
	30 Multi/Interdisciplinary Studies	.	3.		3
	41 Science Technologies/Technicians	.	1.		1
	43 Security & Protective Services	.	13.		13
	44 Public Administration & Soc Svc Professions		1	15.	16
	47 Mechanic & Repair Technologies/Technicians		15	13.	28
	51 Health Professions & Related Clinical Sci		27	110.	137
	52 Business, Mgt, Mktg. & Related Support Svcs		30	47.	77
Total		73	260.	333	
WV State Community and Technical College	09 Communication, Journalism, & Related Pgms	.	4.		4
	11 Computer & Info Sciences & Support Svcs	.	2.		2
	13 Education	2.	.		2
	15 Engineering Technologies/Technicians	.	12.		12
	22 Legal Professions & Studies	3.	.		3
	24 Liberal Arts & Sciences, Gen Studies & Humanities	.	48.		48
	24 Board of Governors Associate of Applied Science	.	20.		20
	30 Multi/Interdisciplinary Studies	5	14.		19
	40 Physical Sciences	.	4.		4
	41 Science Technologies/Technicians	.	10.		10
	43 Security & Protective Services	.	16.		16
	51 Health Professions & Related Clinical Sci		12	26.	38
	52 Business, Mgt, Mktg. & Related Support Svcs	.		20.	20
Total		22	176.	198	

* CIP (Classification of Instructional Programs) codes are national standards for categorizing programs.

Certificates and Degrees Conferred for Public Institutions
by Level, Discipline, and Institution
2005-06

Institutions	CIP* and Discipline	Undergrad Certificate	Associate 's Degree	Bachelor's Degree	Total Awards
WVU at Parkersburg	09 Communication, Journalism, & Related Pgms	.	4	.	4
	11 Computer & Info Sciences & Support Svcs	.	19	.	19
	13 Education	3	7	40	50
	15 Engineering Technologies/Technicians	1	14	10	25
	24 Liberal Arts & Sciences, Gen Studies & Humanities	.	50	.	50
	24 Regents Bachelor of Arts	.	.	3	3
	24 Board of Governors Associate of Applied Science	.	76	.	76
	30 Multi/Interdisciplinary Studies	.	4	.	4
	43 Security & Protective Services	.	25	.	25
	48 Precision Production	3	18	.	21
	51 Health Professions & Related Clinical Sci	10	48	.	58
	52 Business, Mgt, Mktg, & Related Support Svcs	2	94	43	139
Total		19	359	96	474
Community and Technical College System Total		375	2,122	96	2,593

¹ Formerly Community and Technical College of Shepherd

² Formerly Fairmont State Community and Technical College

Certificates and Degrees Conferred for Independent Institutions
by Level, Discipline, and Institution
2005-06

Institutions	CIP* and Discipline	Undergrad Certificate	Associate's Degree	Bachelor's Degree	First Professional	Master's Degree	Post Master's Certificate	Doctoral Degree	Total Awards
Independent Colleges									
Alderson Broaddus College	03 Natural Resources and Conservation			1					1
	09 Communication, Journalism, & Related Pgms			4					4
	11 Computer & Info Sciences & Support Svcs			1					1
	13 Education			10					10
	19 Family & Consumer Sciences/Human Sciences			3					3
	23 English Language & Literature/Letters			1					1
	24 Liberal Arts & Sciences, Gen Studies & Humanities				3				3
	26 Biological & Biomedical Sciences			2	11				13
	27 Mathematics & Statistics			1					1
	31 Parks, Recreation, Leisure & Fitness Studies				5				5
	38 Philosophy & Religious Studies				2				2
	40 Physical Sciences				3				3
	42 Psychology				3				3
	45 Social Sciences				2				2
	50 Visual and Performing Arts				6				6
	51 Health Professions & Related Clinical Sci				53		43		96
52 Business, Mgt, Mktg, & Related Support Svcs				19				19	
54 History				4				4	
Total			5	129		43		177	
Appalachian Bible College	39 Theology & Religious Vocations	11	9	55					75
	Total	11	9	55					75
Bethany College	09 Communication, Journalism, & Related Pgms			28					28
	11 Computer & Info Sciences & Support Svcs			4					4
	13 Education			39					39
	16 Foreign Languages, Literatures, & Linguistics			7					7
	23 English Language & Literature/Letters			9					9
	24 Liberal Arts & Sciences, Gen Studies & Humanities			14					14
	26 Biological & Biomedical Sciences			14					14
	27 Mathematics & Statistics			8					8
	38 Philosophy & Religious Studies			2					2
	40 Physical Sciences			4					4
	42 Psychology			19					19
	44 Public Administration & Soc Svc Professions			7					7
	45 Social Sciences			14					14
	50 Visual and Performing Arts			6					6
	51 Health Professions & Related Clinical Sci			3					3
	52 Business, Mgt, Mktg, & Related Support Svcs			9					9
54 History			11					11	
Total				198				198	

* CIP (Classification of Instructional Programs) codes are national standards for categorizing programs.

Certificates and Degrees Conferred for Independent Institutions
by Level, Discipline, and Institution
2005-06

Institutions	CIP* and Discipline	Undergrad Certificate	Associate's Degree	Bachelor's Degree	First Professional	Master's Degree	Post Master's Certificate	Doctoral Degree	Total Awards
Davis & Elkins College	09 Communication, Journalism, & Related Pgms			2					2
	11 Computer & Info Sciences & Support Svcs			1					1
	13 Education			15					15
	15 Engineering Technologies/Technicians			1					1
	23 English Language & Literature/Letters			3					3
	26 Biological & Biomedical Sciences			5					5
	27 Mathematics & Statistics			1					1
	30 Multi/Interdisciplinary Studies			2					2
	31 Parks, Recreation, Leisure & Fitness Studies			7					7
	40 Physical Sciences			2					2
	42 Psychology			7					7
	45 Social Sciences			5					5
	50 Visual and Performing Arts			8					8
	51 Health Professions & Related Clinical Sci			37	2				39
52 Business, Mgt, Mktg, & Related Support Svcs			9	31				40	
54 History				7				7	
Total			46	99					145
Mountain State University	03 Natural Resources and Conservation		4						4
	11 Computer & Info Sciences & Support Svcs		8	21					29
	12 Personal & Culinary Services		3	3					6
	13 Education		3						3
	22 Legal Professions & Studies		7	10					17
	24 Liberal Arts & Sciences, Gen Studies & Humanities		37						37
	26 Biological & Biomedical Sciences			13					13
	30 Multi/Interdisciplinary Studies	1		37		10			48
	43 Security & Protective Services		14	109		3			126
	44 Public Administration & Soc Svc Professions			24					24
	49 Transportation & Materials Moving		2	3					5
	51 Health Professions & Related Clinical Sci			105	174		34		313
52 Business, Mgt, Mktg, & Related Support Svcs	2	19	211		148			380	
Total	3	202	605		195			1,005	
Ohio Valley University	13 Education			37					37
	24 Liberal Arts & Sciences, Gen Studies & Humanities		28	7					35
	39 Theology & Religious Vocations			4					4
	41 Science Technologies/Technicians		0						0
	42 Psychology			19					19
	51 Health Professions & Related Clinical Sci			1					1
	52 Business, Mgt, Mktg, & Related Support Svcs			32					32
Total		28	100					128	

* CIP (Classification of Instructional Programs) codes are national standards for categorizing programs.

Certificates and Degrees Conferred for Independent Institutions
by Level, Discipline, and Institution
2005-06

Institutions	CIP* and Discipline	Undergrad Certificate	Associate's Degree	Bachelor's Degree	First Professional	Master's Degree	Post Master's Certificate	Doctoral Degree	Total Awards
University of Charleston	03 Natural Resources and Conservation			2					2
	09 Communication, Journalism, & Related Pgms			5					5
	11 Computer & Info Sciences & Support Svcs		0	8					8
	13 Education			10					10
	23 English Language & Literature/Letters			0					0
	24 Liberal Arts & Sciences, Gen Studies & Humanities			3					3
	26 Biological & Biomedical Sciences			0					0
	31 Parks, Recreation, Leisure & Fitness Studies			8					8
	40 Physical Sciences			0					0
	42 Psychology			5					5
	45 Social Sciences			1					1
	50 Visual and Performing Arts			8					8
	51 Health Professions & Related Clinical Sci			29	31			0	60
52 Business, Mgt, Mktg, & Related Support Svcs			1	28		7		36	
54 History				1				1	
	Total		30	110		7		0	147
West Virginia Wesleyan College	03 Natural Resources and Conservation			3					3
	09 Communication, Journalism, & Related Pgms			6					6
	11 Computer & Info Sciences & Support Svcs			17					17
	13 Education			62					62
	14 Engineering			2					2
	23 English Language & Literature/Letters			19					19
	24 Liberal Arts & Sciences, Gen Studies & Humanities			1					1
	26 Biological & Biomedical Sciences			19					19
	27 Mathematics & Statistics			6					6
	38 Philosophy & Religious Studies			2					2
	39 Theology & Religious Vocations			4					4
	40 Physical Sciences			11					11
	42 Psychology			19					19
	43 Security & Protective Services			9					9
	45 Social Sciences			19					19
	50 Visual and Performing Arts				16				16
	51 Health Professions & Related Clinical Sci				27				27
52 Business, Mgt, Mktg, & Related Support Svcs				59		35		94	
54 History				10				10	
	Total			311		35			346

* CIP (Classification of Instructional Programs) codes are national standards for categorizing programs.

Certificates and Degrees Conferred for Independent Institutions
by Level, Discipline, and Institution
2005-06

Institutions	CIP* and Discipline	Undergrad Certificate	Associate's Degree	Bachelor's Degree	First Professional	Master's Degree	Post Master's Certificate	Doctoral Degree	Total Awards
Wheeling Jesuit University	11 Computer & Info Sciences & Support Svcs	.	.	7	7
	13 Education	1	.	.	1
	16 Foreign Languages, Literatures, & Linguistics	.	.	1	1
	23 English Language & Literature/Letters	.	.	9	9
	24 Liberal Arts & Sciences, Gen Studies & Humanities	.	.	24	24
	26 Biological & Biomedical Sciences	.	.	17	17
	27 Mathematics & Statistics	.	.	4	4
	30 Multi/Interdisciplinary Studies	.	.	6	6
	38 Philosophy & Religious Studies	.	.	3	3
	39 Theology & Religious Vocations	.	.	4	.	2	.	.	6
	40 Physical Sciences	.	.	9	9
	42 Psychology	.	.	18	18
	43 Security & Protective Services	.	.	15	15
	45 Social Sciences	.	.	13	13
	51 Health Professions & Related Clinical Sci	.	.	55	.	8	.	23	86
52 Business, Mgt, Mktg, & Related Support Svcs	.	.	101	.	21	.	.	122	
54 History	.	.	13	13	
	Total			299		32		23	354
Total Independent Institutions		14	320	1,906		312		23	2,575
Statewide Total		390	2,899	9,931	476	2,854	29	202	16,781

Note: Salem International University became a for-profit institution in 2005 and therefore is not included in 2005-06 figures.

6-Year Graduation Rates of First-Time, Full-Time Bachelor's Degree-Seeking Freshmen

Institutions	Fall 2000 Cohort	Bachelor's		Bachelor's		Bachelor's And Above		Cert/Assoc		Enrolled in Spring 2005-06 Without a Bachelor's or Above	
		Starting Institution	%	Any WV Public Institution	%	Any WV Public Institution	%	Any WV Public Institution	%	Any WV Public Institution	%
<u>Baccalaureate and Graduate Institutions</u>											
Bluefield State College	20	4	20.0	7	35.0	7	35.0	5	25.0	3	15.0
Concord University	499	160	32.1	185	37.1	187	37.5	15	3.0	48	9.6
Fairmont State University	587	209	35.6	236	40.2	236	40.2	48	8.2	79	13.5
Glenville State College	226	63	27.9	74	32.7	74	32.7	15	6.6	20	8.9
Marshall University	1,777	798	44.9	857	48.2	857	48.2	73	4.1	199	11.2
Shepherd University	557	235	42.2	253	45.4	253	45.4	14	2.5	40	7.2
West Liberty State College	508	212	41.7	222	43.7	224	44.1	20	3.9	34	6.7
WV State University	370	65	17.6	84	22.7	84	22.7	20	5.4	53	14.3
West Virginia University	3,502	1,849	52.8	1,950	55.7	1,972	56.3	21	0.6	269	7.7
WVU Institute of Technology	254	66	26.0	86	33.9	87	34.3	32	12.6	28	11.0
Total	8,300	3,661	44.1	3,954	47.6	3,981	48.0	263	3.2	773	9.3
<u>Community and Technical College System</u>											
WVU at Parkersburg	102	19	18.6	28	27.5	28	27.5	39	38.2	13	12.8
Total	102	19	18.6	28	27.5	28	27.5	39	38.2	13	12.8
System Total	8,402	3,680	43.8	3,982	47.4	4,009	47.7	302	3.6	786	9.4

3-Year Graduation Rates of First-Time, Full-Time Certificate/Associate's Degree-Seeking Freshmen

Institutions	Fall 2003 Cohort	Cert/Assoc		Cert/Assoc		Bachelor's and Above		Any Degree		Enrolled in Spring 2005-06 Without a Degree	
		Same Institution	%	Any WV Public Institution	%	Any WV Public Institution	%	Any WV Public Institution	%	Any WV Public Institution	%
Community and Technical College System											
Blue Ridge Community and Technical College ¹	140	21	15.0	21	15.0	0	0.0	21	15.0	25	17.9
Community and Technical College at WVU Tech	154	29	18.8	31	20.1	0	0.0	31	20.1	40	26.0
Eastern WV Community & Technical College	10	0	0.0	0	0.0	0	0.0	0	0.0	1	10.0
Marshall Community and Technical College	371	45	12.1	45	12.1	0	0.0	45	12.1	122	32.9
New River Community and Technical College	325	40	12.3	41	12.6	0	0.0	41	12.6	104	32.0
Pierpont Community and Technical College ²	437	48	11.0	48	11.0	0	0.0	48	11.0	135	30.9
Southern WV Community and Technical College	467	48	10.3	50	10.7	0	0.0	50	10.7	130	27.8
WV Northern Community College	327	51	15.6	52	15.9	0	0.0	52	15.9	90	27.5
WV State Community and Technical College	361	21	5.8	21	5.8	0	0.0	21	5.8	118	32.7
WVU at Parkersburg	392	38	9.7	38	9.7	0	0.0	38	9.7	144	36.7
Total	2,984	341	11.4	347	11.6	0	0.0	347	11.6	909	30.5
Baccalaureate and Graduate Institutions											
Bluefield State College	212	15	7.1	17	8.0	0	0.0	17	8.0	71	33.5
Concord University	2	0	0.0	0	0.0	0	0.0	0	0.0	1	50.0
Glenville State College	54	9	16.7	9	16.7	0	0.0	9	16.7	17	31.5
Marshall University	3	2	66.7	2	66.7	0	0.0	2	66.7	0	0.0
Potomac State College of WVU	434	91	21.0	91	21.0	0	0.0	91	21.0	107	24.7
West Liberty State College	5	2	40.0	2	40.0	1	20.0	2	40.0	2	40.0
Total	710	119	16.8	121	17.0	1	0.1	121	17.0	198	27.9
System Total	3,694	460	12.5	468	12.7	1	0.0	468	12.7	1,107	30.0

¹ Formerly Community and Technical College of Shepherd

² Formerly Fairmont State Community and Technical College

6-Year Graduation Rates of First-Time, Full-Time Certificate/Associate's Degree-Seeking Freshmen

Institutions	Fall 2000 Cohort	Cert/Assoc		Cert/Assoc		Bachelor's and Above		Any Degree		Enrolled in Spring 2005-06 Without a Degree	
		Same Institution	%	Any WV Public Institution	%	Any WV Public Institution	%	Any WV Public Institution	%	Any WV Public Institution	%
Community and Technical College System											
Blue Ridge Community and Technical College ¹	112	16	14.3	17	15.2	7	6.3	20	17.9	9	8.0
Community and Technical College at WVU Tech	132	31	23.5	36	27.3	22	16.7	45	34.1	8	6.1
Marshall Community and Technical College	245	34	13.9	53	21.6	20	8.2	67	27.4	16	6.5
New River Community and Technical College	440	106	24.1	128	29.1	75	17.1	161	36.6	41	9.3
Pierpont Community and Technical College ²	459	64	13.9	88	19.2	67	14.6	119	25.9	60	13.1
Southern WV Community and Technical College	412	82	19.9	92	22.3	35	8.5	117	28.4	28	6.8
WV Northern Community College	232	49	21.1	49	21.1	11	4.7	60	25.9	16	6.9
WV State Community and Technical College	82	12	14.6	18	22.0	10	12.2	23	28.1	5	6.1
WVU at Parkersburg	327	78	23.9	82	25.1	53	16.2	109	33.3	15	4.6
Total	2,441	472	19.3	563	23.1	300	12.3	721	29.5	198	8.1
Baccalaureate and Graduate Institutions											
Concord University	1	0	0.0	0	0.0	0	0.0	0	0.0	0	0.0
Glenville State College	187	27	14.4	34	18.2	29	15.5	55	29.4	10	5.4
Potomac State College of WVU	318	85	26.7	86	27.0	69	21.7	117	36.8	15	4.7
West Liberty State College	10	6	60.0	6	60.0	2	20.0	7	70.0	2	20.0
Total	516	118	22.9	126	24.4	100	19.4	179	34.7	27	5.2
System Total	2,957	590	20.0	689	23.3	400	13.5	900	30.4	225	7.6

¹ Formerly Community and Technical College of Shepherd

² Formerly Fairmont State Community and Technical College

The tables in this report present certificates and degrees conferred during the 2005-06 academic year by the public and independent institutions of higher education in West Virginia, as well as trends in selected areas. The following are the definitions used:

DEFINITIONS

- The National Center for Education Statistics' publication, *A Classification of Instructional Programs*, provided the background for the academic areas of study by which certificates and degrees were reported in this report.
- **Undergraduate Certificate** – A formal award certifying the satisfactory completion of an organized program of study at the postsecondary level (below the baccalaureate degree).
- **Associate's Degree** - A degree awarded upon completion of at least two, but fewer than four, years of college work.
- **Bachelor's Degree** - A degree granted upon completion of an educational program requiring at least four, but not more than five, years of academic work in the liberal arts, sciences, or professional fields.
- **First Professional Degree** - A degree which signifies the completion of the academic requirements for a selected profession, which is based on an educational program requiring at least two academic years of previous college work for entrance, and a total of at least six academic years of college work for completion. First professional degrees included in this report are the Doctor of Dental Surgery (D.D.S.), the Doctor of Medicine (M.D.), the Doctor of Osteopathy (D.O.), the Juris Doctor (J.D.), and the Doctor of Pharmacy (Pharm.D.).
- **Master's Degree** - A degree customarily granted upon successful completion of one (sometimes two) academic years of work in the liberal arts and sciences beyond the bachelor's degree. The master's degree in professional fields is an advanced degree beyond the first professional degree, but below the Ph.D.
- **Post-Master's Certificate** - A certificate awarded upon completion of an organized program of study beyond the master's degree, but does not meet the requirements of an academic degree at the doctoral level.
- **Doctoral Degree** - The highest academic degree in a given discipline or profession, based generally on three or more years of graduate work, satisfaction of a foreign language requirement, and completion of a special study resulting in a dissertation approved by a committee of the faculty.