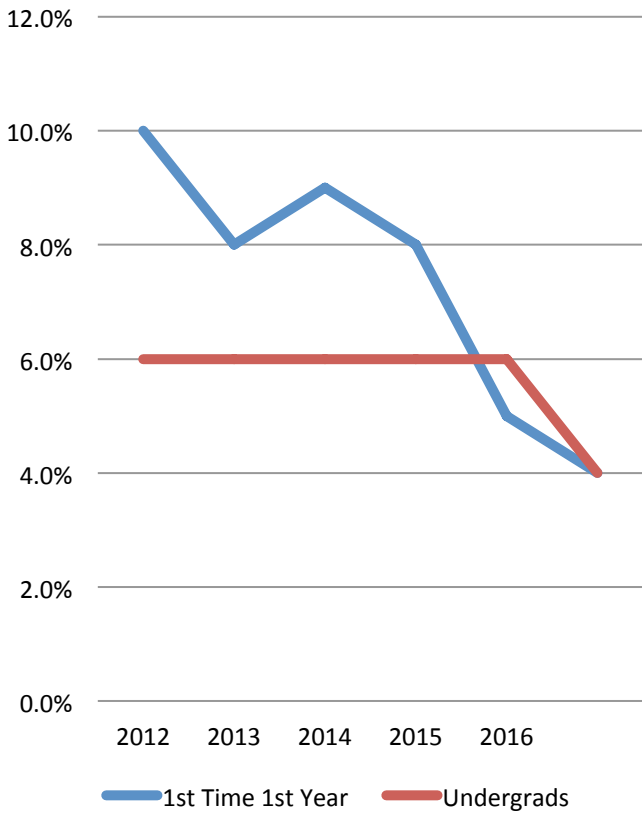
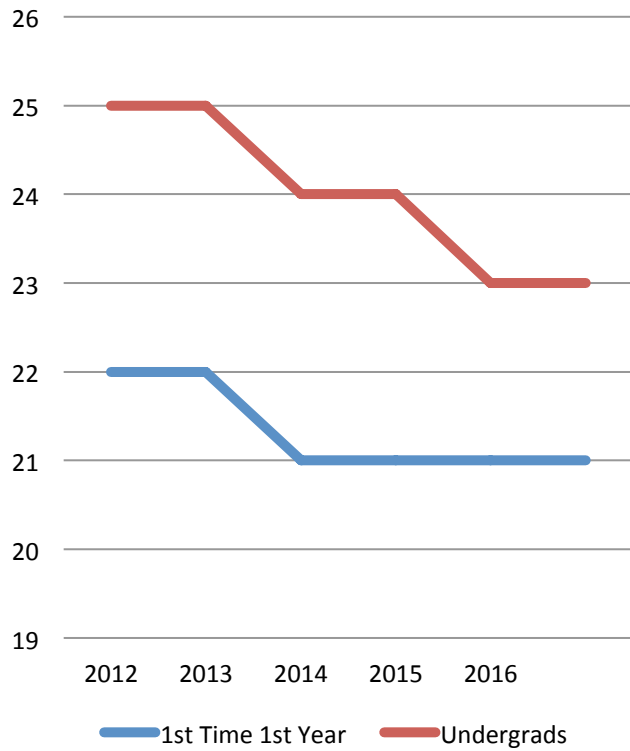


<b>2011-2012</b>	<b>1st time, 1st year</b>	<b>Undergrads</b>
Out of State	10.0%	6.0%
Campus Housing	25.0%	12.0%
off campus or commute	75.0%	88.0%
25 and older	20.0%	38.0%
ave age FT	22	25
Ave age of all	24	26
<b>2012-2013</b>	<b>1st time, 1st year</b>	<b>Undergrads</b>
Out of State	8.0%	6.0%
Campus Housing	27.0%	14.0%
off campus or commute	73.0%	86.0%
25 and older	26.0%	37.0%
ave age FT	22	25
Ave age of all	23	26
<b>2013-2014</b>	<b>1st time, 1st year</b>	<b>Undergrads</b>
Out of State	9.0%	6.0%
Campus Housing		
off campus or commute		
25 and older	17.0%	33.0%
ave age FT	21	24
Ave age of all	22	25
<b>2014-2015</b>	<b>1st time, 1st year</b>	<b>Undergrads</b>
Out of State	8.0%	6.0%
Campus Housing	29.0%	13.0%
off campus or commute	71.0%	87.0%
25 and older	14.0%	31.0%
ave age FT	21	24
Ave age of all	21	25
<b>2015-2016</b>	<b>1st time, 1st year</b>	<b>Undergrads</b>
Out of State	5.0%	6.0%
Campus Housing	22.0%	11.0%
off campus or commute	78.0%	89.0%
25 and older	16.0%	29.0%
ave age FT	21	23
Ave age of all	21	24
<b>2016-2017</b>	<b>1st time, 1st year</b>	<b>Undergrads</b>
Out of State	4.0%	4.0%
Campus Housing	30.0%	14.0%
off campus or commute	70.0%	86.0%
25 and older	17.0%	28.0%
ave age FT	21	23
Ave age of all	21	24

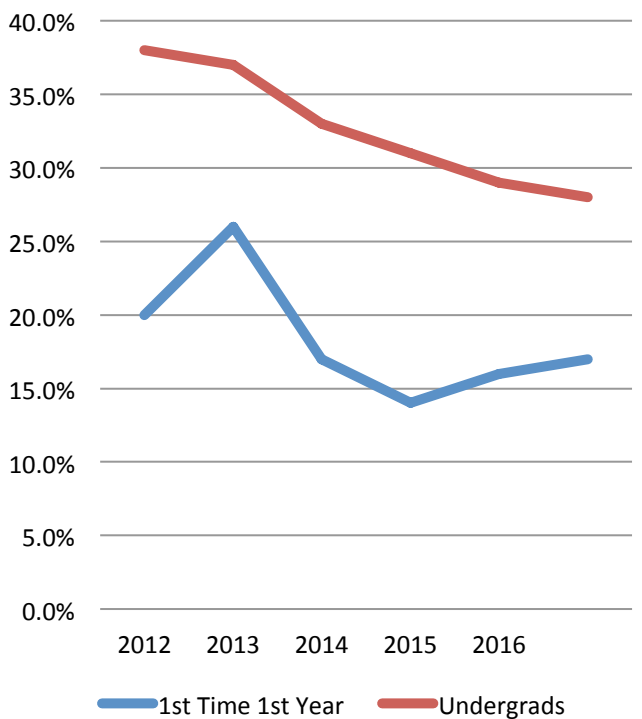
### Out of State Students



### Average Age of Full Time Students



### 25 and Older



### Average Age of Students

