

Graduation Surveys



Graduation Survey Recap 2021-22 2022-23

Survey Takeaways

Survey Overview

At the end of the 2021-22 and 2022-23 academic years, Pierpont Community & Technical conducted surveys of its outgoing graduates. The surveys were comprised of 22 questions, utilizing multiple-choice, open-ended, and rating questions. There were 188 responses (137 in 2022 and 51 in 2023), with an average completion rate of 87%.

Key Takeaways

Takeaway #1: Goals achieved while attending Pierpont

Based on the data, the responding graduates (175 total) between 2022 and 2023 rated their reasons for attending in the following order:

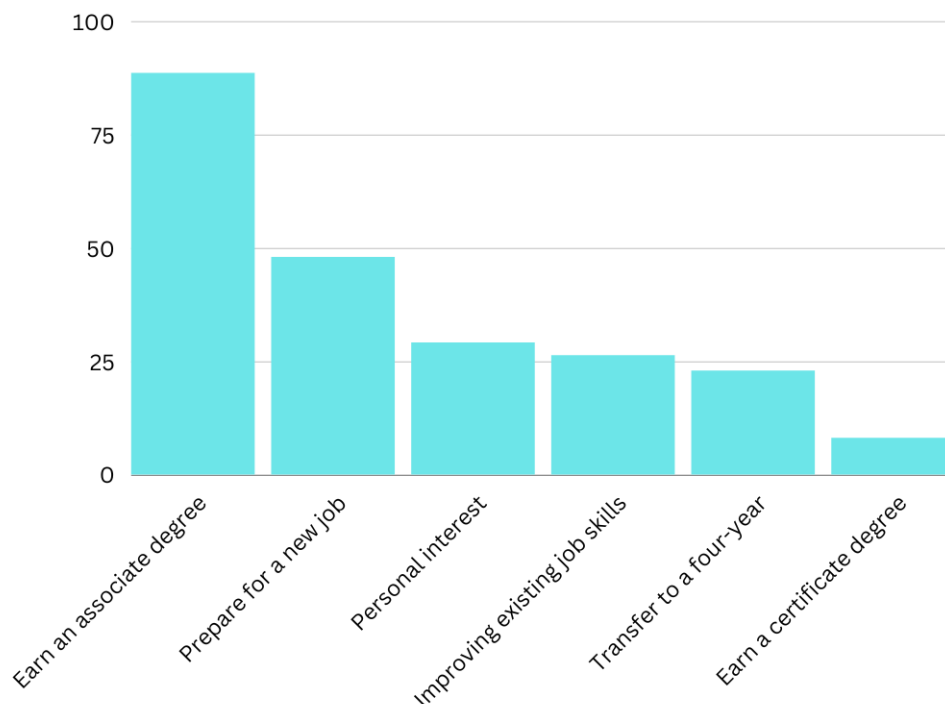
- Earn an associate (two-year) degree - 88.6%
- Prepare for a new job - 48%
- Personal interest - 29.1%
- Improve existing job skills - 26.3%
- Transfer to a four-year college or university - 22.9%
- Earn a certificate (one-year) degree - 8%

The respondents were also successful in their specified goals. Of the 175 respondents, 86.3% stated they met their academic goals while attending Pierpont.

Why is this important:

The data shows students who set academic goals achieve them at Pierpont. Many students who set out to receive a one or two-year degree accomplished that goal.

Takeaway #1 graph:



Takeaway #2: Pierpont paves ways for students to receive a degree

Pierpont offers students the opportunity to continue their education they may not have otherwise had. 40% of the respondents stated that if Pierpont were not available, they would not have been able to continue their educations.

Why is this important:

Community colleges provide quality career education and training to students who may not have the means or time to attend a four-year institution. Pierpont offers the services needed by those seeking a degree, certification, or skill set.

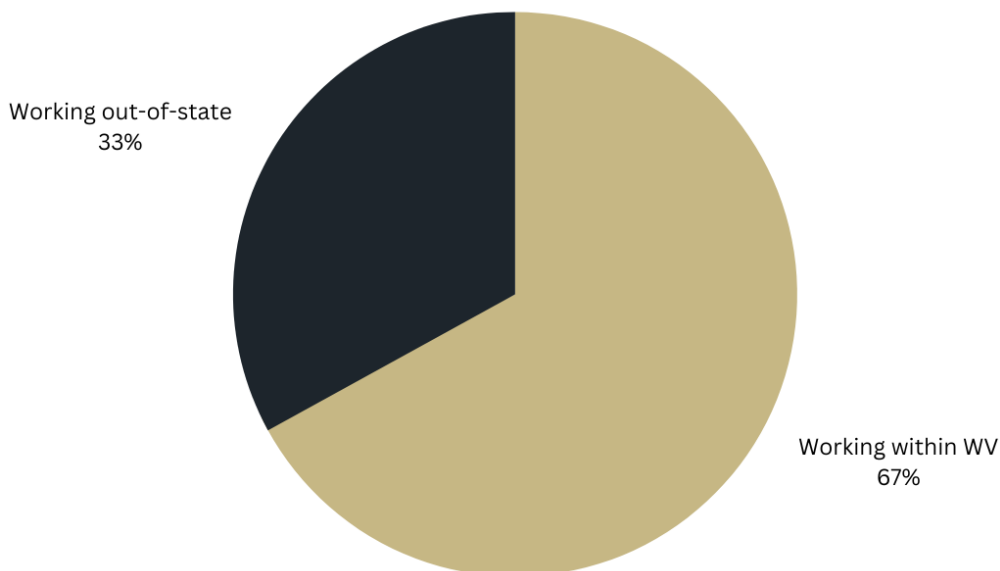
Takeaway #3: Pierpont provides the West Virginia workforce with new, highly-trained employees

As a community college, Pierpont takes great pride in providing education to everyone, especially its local community members. Of the responding graduates, more than 66% stated they plan to work within West Virginia, providing the West Virginia economy with new and qualified workers.

Why is this important:

Pierpont graduates are pursuing careers within West Virginia and strengthening the in-state economy while building a reputation that Pierpont is an institution providing quality education to local students.

Takeaway #3 graph:



Takeaway #4: Graduates are starting careers immediately after graduating

An essential aspect of pursuing a degree in higher education is beginning a career upon graduation. Community colleges must provide programs that give students the education and training they need to begin a career in two years or less.

In the survey, graduates answered if they were currently employed, with nearly 40% stating they were employed full-time or part-time within their chosen degree fields.

The responses also noted that almost 70% work full-time or part-time within or outside their selected degree fields.

Why is this important:

Pierpont's degree programs work. Whether the respondents are working within their chosen field of study or not, the data suggests the vast majority are building the foundations of a career immediately upon or before graduating from the institution.

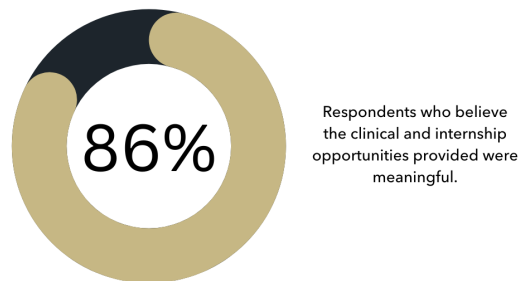
Takeaway #5: Clinicals/internships provide meaningful experiences for students

Preparing career-ready students is a priority to all higher education institutions, and clinical and internship opportunities are part of that preparation.

85.6% of respondents noted that the clinical and internship experience provided by Pierpont Community & Technical College rendered meaningful experiences.

Why is this important:

These results highlight the significance of real-world experience provided to students prior to graduating. It also indicates that Pierpont students are taking advantage and appreciate the opportunities.



Takeaway #6: Overall value of Pierpont Community & Technical College

Many potential students shy away from pursuing higher education due to high tuition and fees. For Pierpont, ensuring students have the opportunity for a quality education at an affordable price is a point of pride.

Over 68% of respondents reported excellent or good value for the cost of attending Pierpont Community & Technical College.

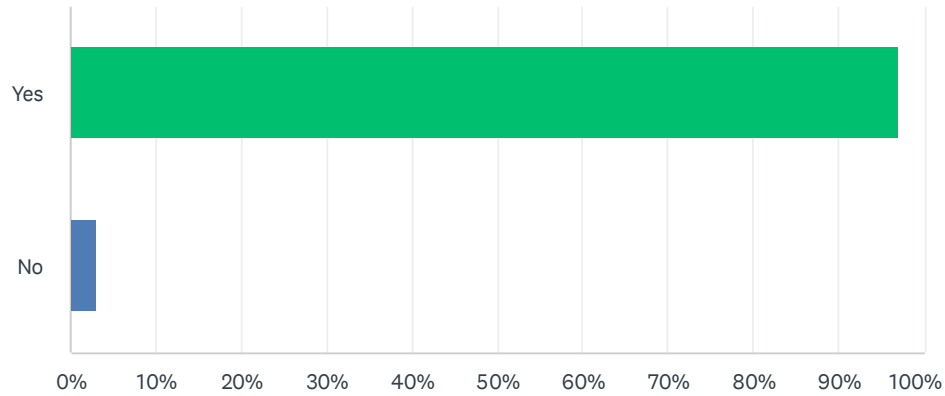
Why is this important:

A majority of the respondents believe the quality of education at Pierpont aligns with their financial investment. This belief will help with the peer-to-peer promotion of the institution.

Surveys *2021-22*

Q1 Did you graduate in Summer 2021 or Fall 2021 or are graduating in Spring 2022?

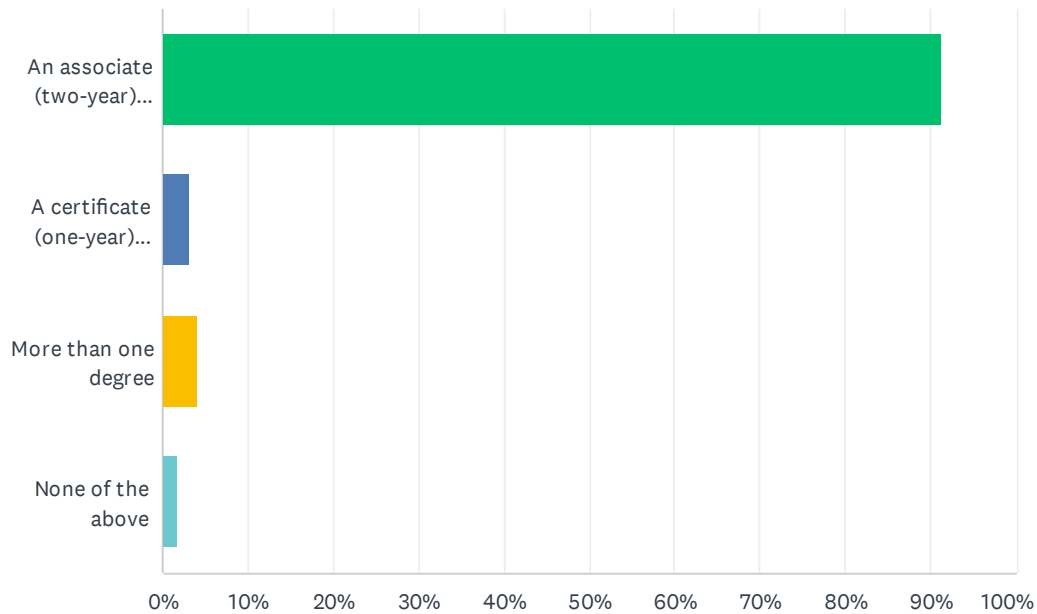
Answered: 137 Skipped: 0



ANSWER CHOICES	RESPONSES	
Yes	97.08%	133
No	2.92%	4
TOTAL		137

Q2 What type of program are you completing at Pierpont?

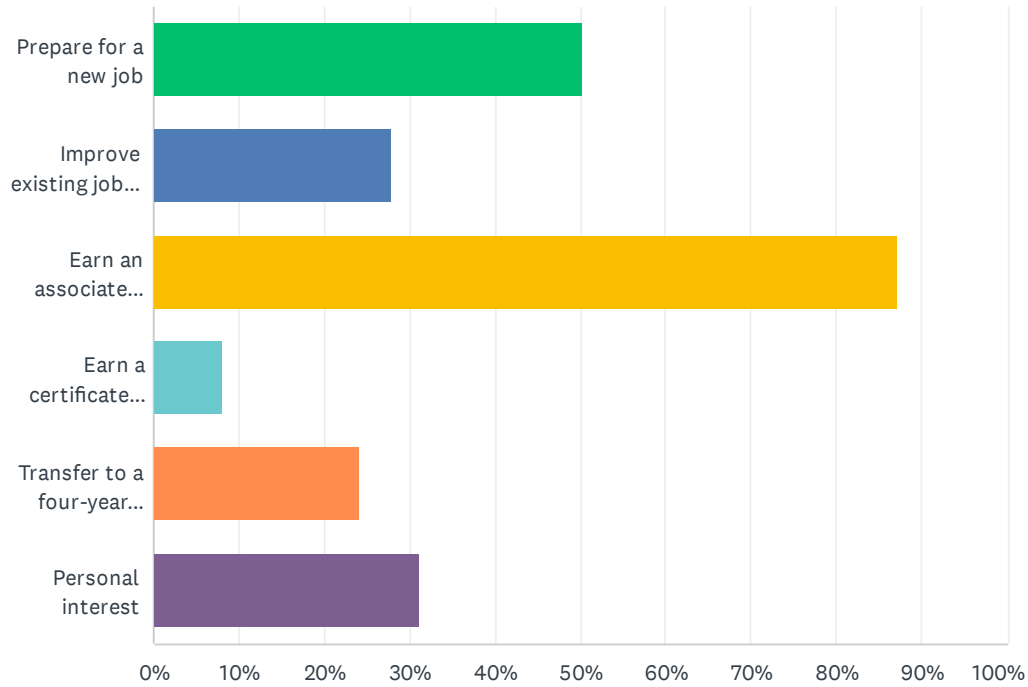
Answered: 125 Skipped: 12



ANSWER CHOICES	RESPONSES	
An associate (two-year) degree	91.20%	114
A certificate (one-year) degree	3.20%	4
More than one degree	4.00%	5
None of the above	1.60%	2
TOTAL		125

Q3 Your goals for attending Pierpont Community and Technical College were (please check all that apply):

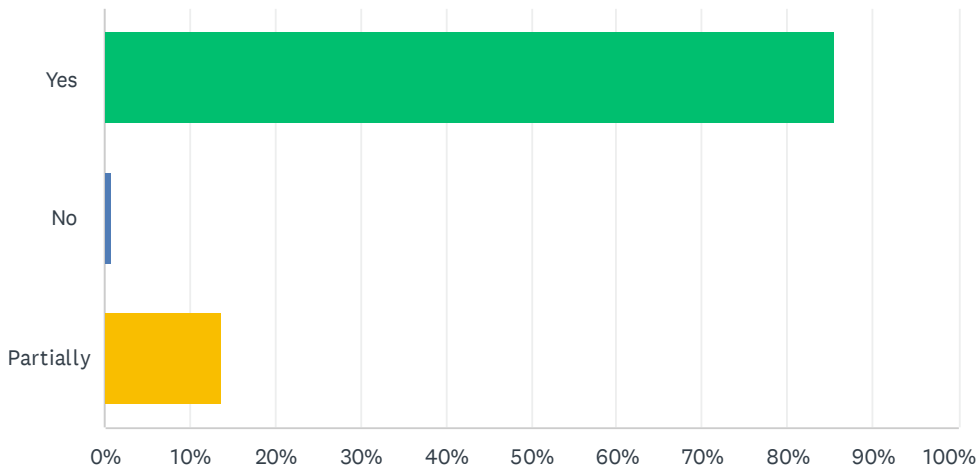
Answered: 125 Skipped: 12



ANSWER CHOICES	RESPONSES	
Prepare for a new job	50.40%	63
Improve existing job skills	28.00%	35
Earn an associate (two-year) degree	87.20%	109
Earn a certificate (one-year) degree	8.00%	10
Transfer to a four-year college/university	24.00%	30
Personal interest	31.20%	39
Total Respondents: 125		

Q4 Did you accomplish your goals while attending Pierpont?

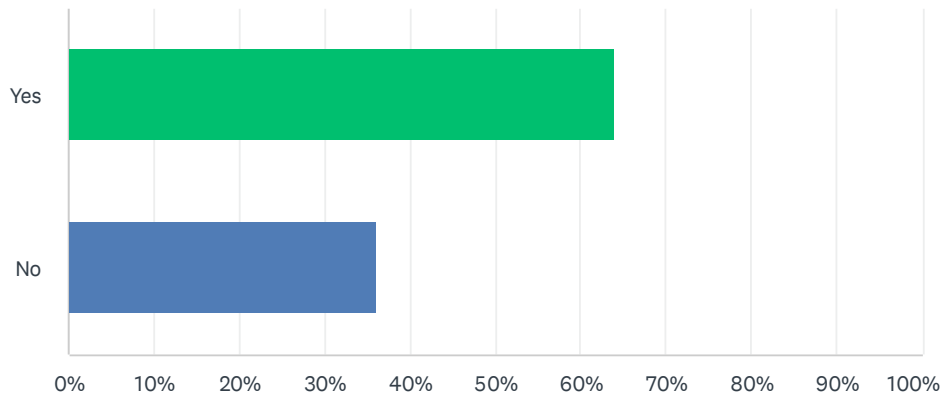
Answered: 125 Skipped: 12



ANSWER CHOICES		RESPONSES	
Yes		85.60%	107
No		0.80%	1
Partially		13.60%	17
TOTAL			125

Q5 If Pierpont was not available as an option to you, would you have been able to continue your education?

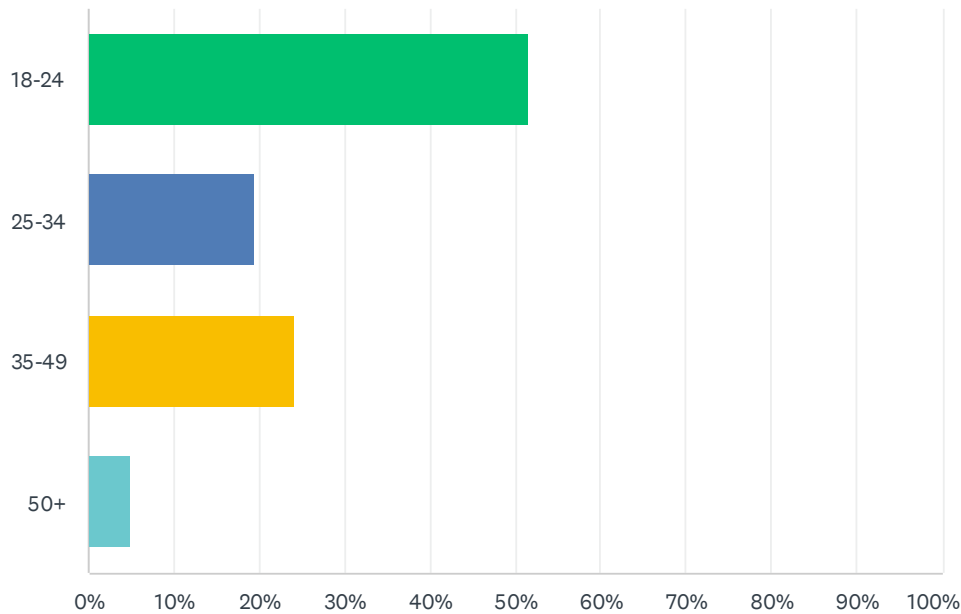
Answered: 125 Skipped: 12



ANSWER CHOICES		RESPONSES	
Yes		64.00%	80
No		36.00%	45
TOTAL			125

Q6 What is your current age?

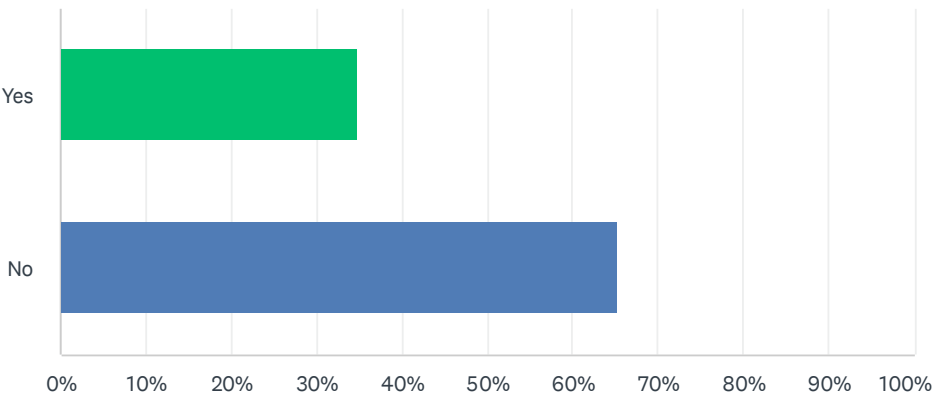
Answered: 124 Skipped: 13



ANSWER CHOICES	RESPONSES	
18-24	51.61%	64
25-34	19.35%	24
35-49	24.19%	30
50+	4.84%	6
TOTAL		124

Q7 Are you the first in your immediate family to attend college?

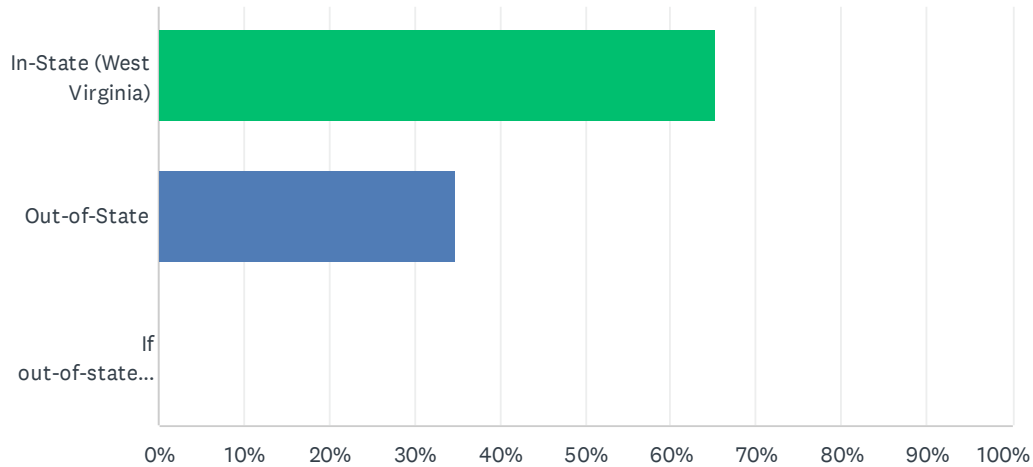
Answered: 124 Skipped: 13



ANSWER CHOICES		RESPONSES	
Yes		34.68%	43
No		65.32%	81
TOTAL			124

Q8 Will you seek your primary employment in-state (West Virginia) or out-of-state?

Answered: 124 Skipped: 13



ANSWER CHOICES	RESPONSES	
In-State (West Virginia)	65.32%	81
Out-of-State	34.68%	43
If out-of-state, please identify state:	0.00%	0
TOTAL		124

Q9 If you are pursuing employment outside of West Virginia, please indicate the state.

Answered: 38 Skipped: 99

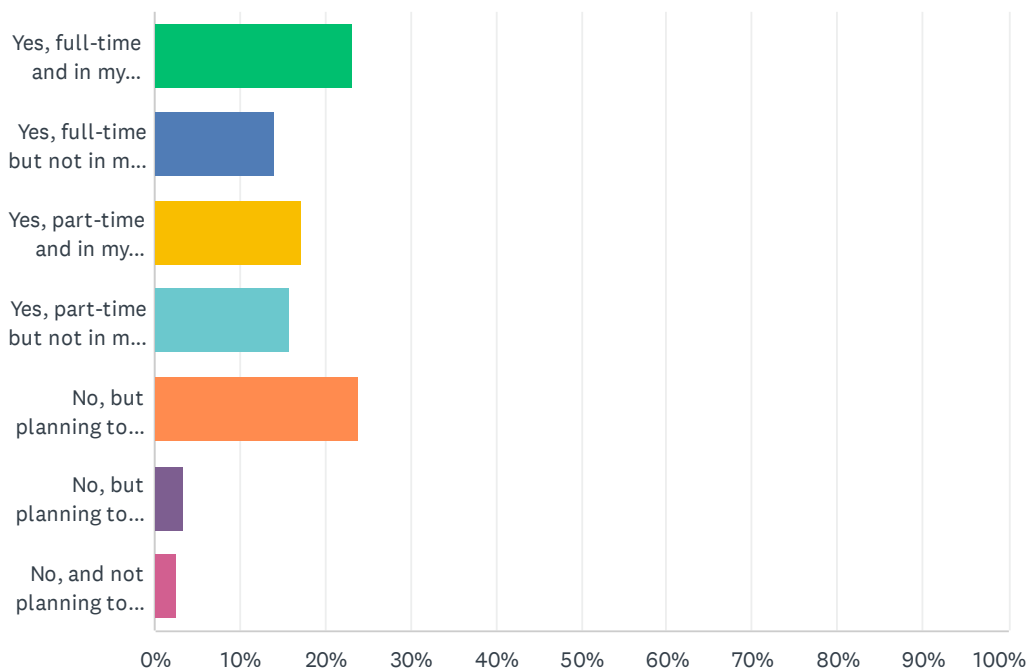
#	RESPONSES	DATE
1	North Carolina	5/13/2022 10:28 AM
2	Maryland	5/12/2022 9:14 PM
3	Georgia	5/12/2022 8:52 PM
4	Maryland	5/8/2022 8:13 PM
5	Probably florida or texas, wherever i end up moving to	5/8/2022 9:15 AM
6	South Carolina. West Virginia if my wife and I move back up north to be close to her sister. We haven't decided yet.	5/6/2022 8:40 PM
7	Pa	5/6/2022 8:29 AM
8	Arkansas	5/5/2022 6:33 PM
9	GA	5/5/2022 1:22 PM
10	Tennessee	5/4/2022 7:50 PM
11	AL	5/4/2022 6:51 PM
12	Pennsylvania	5/4/2022 5:43 PM
13	New York	5/4/2022 5:02 PM
14	Montana or Kentucky	5/4/2022 4:39 PM
15	New York	5/4/2022 4:26 PM
16	Tennessee	5/4/2022 3:35 PM
17	Arkansas	5/4/2022 2:49 PM
18	N/A	5/4/2022 1:02 PM
19	Remote	5/4/2022 12:02 PM
20	Unsure	5/4/2022 11:45 AM
21	Georgia	5/4/2022 11:21 AM
22	Texas	5/4/2022 10:55 AM
23	Oklahoma	5/4/2022 10:36 AM
24	Washington	5/4/2022 10:32 AM
25	Maryland	5/4/2022 10:20 AM
26	Colorado	5/4/2022 10:14 AM
27	ohio	5/4/2022 10:12 AM
28	Maryland	5/4/2022 10:09 AM
29	North Carolina	5/4/2022 10:09 AM
30	North Carolina	5/4/2022 10:04 AM
31	SC/REMOTE	5/4/2022 10:02 AM

Pierpont Graduate Survey

32	Rhode Island	5/4/2022 10:01 AM
33	Oregon	4/30/2022 7:16 PM
34	Ohio	4/26/2022 1:40 PM
35	Florida	4/25/2022 2:20 PM
36	Maryland, but still going to live in West Virginia	4/23/2022 7:13 PM
37	Pennsylvania	4/22/2022 11:11 AM
38	Florida	4/22/2022 10:49 AM

Q10 Are you currently employed?

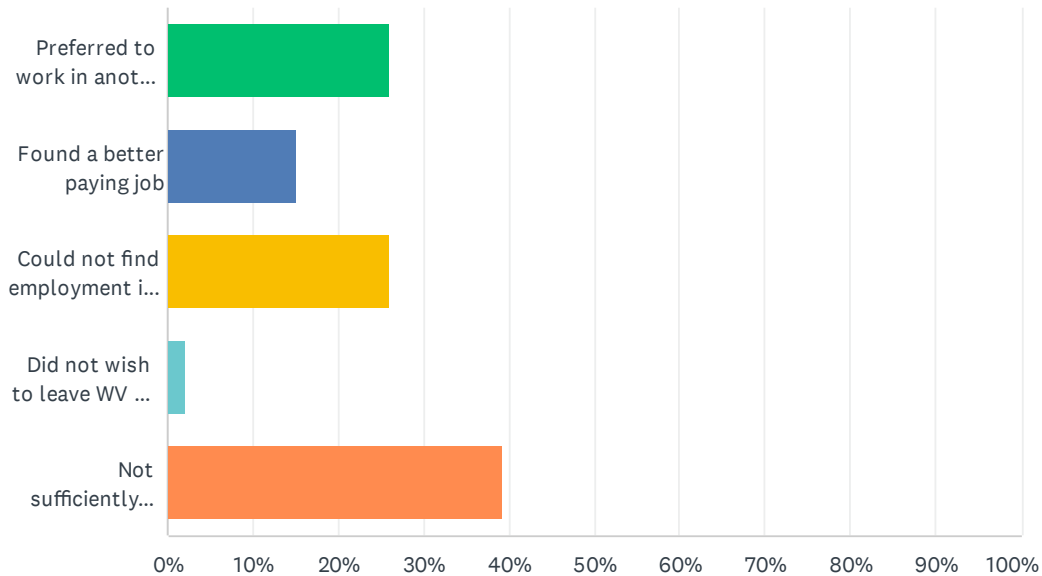
Answered: 121 Skipped: 16



ANSWER CHOICES	RESPONSES	
Yes, full-time and in my degree field	23.14%	28
Yes, full-time but not in my degree field	14.05%	17
Yes, part-time and in my degree field	17.36%	21
Yes, part-time but not in my degree field	15.70%	19
No, but planning to seek full-time employment	23.97%	29
No, but planning to seek part-time employment	3.31%	4
No, and not planning to seek employment any time soon	2.48%	3
TOTAL		121

Q11 If you indicated employment in a field other than your degree field, please indicate your reasons why you chose to work in a field unrelated to your studies at Pierpont (check all that apply):

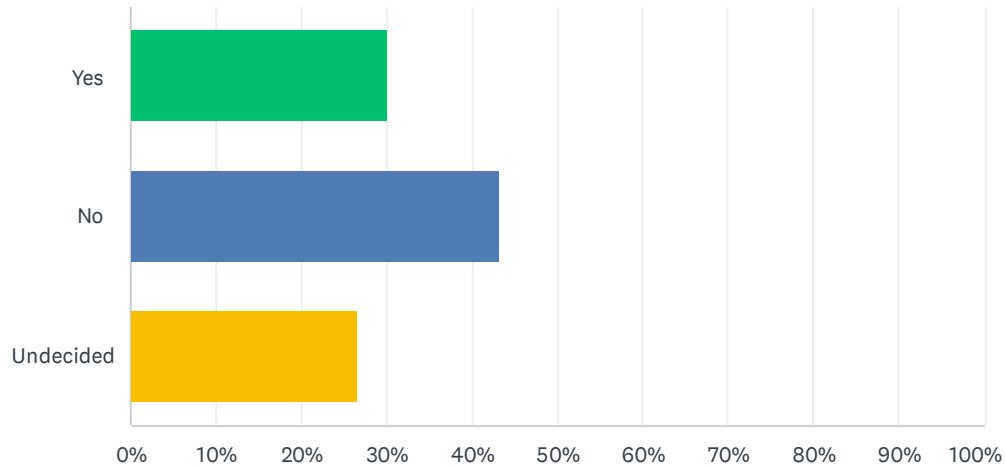
Answered: 46 Skipped: 91



ANSWER CHOICES	RESPONSES	
Preferred to work in another field	26.09%	12
Found a better paying job	15.22%	7
Could not find employment in my field	26.09%	12
Did not wish to leave WV to seek employment	2.17%	1
Not sufficiently trained for the job	39.13%	18
Total Respondents: 46		

Q12 Do you plan to enroll at a four-year college or university within the next year?

Answered: 120 Skipped: 17



ANSWER CHOICES	RESPONSES	
Yes	30.00%	36
No	43.33%	52
Undecided	26.67%	32
TOTAL		120

Q13 If enrolling at a four-year college or university in the next year, please identify the institution.

Answered: 36 Skipped: 101

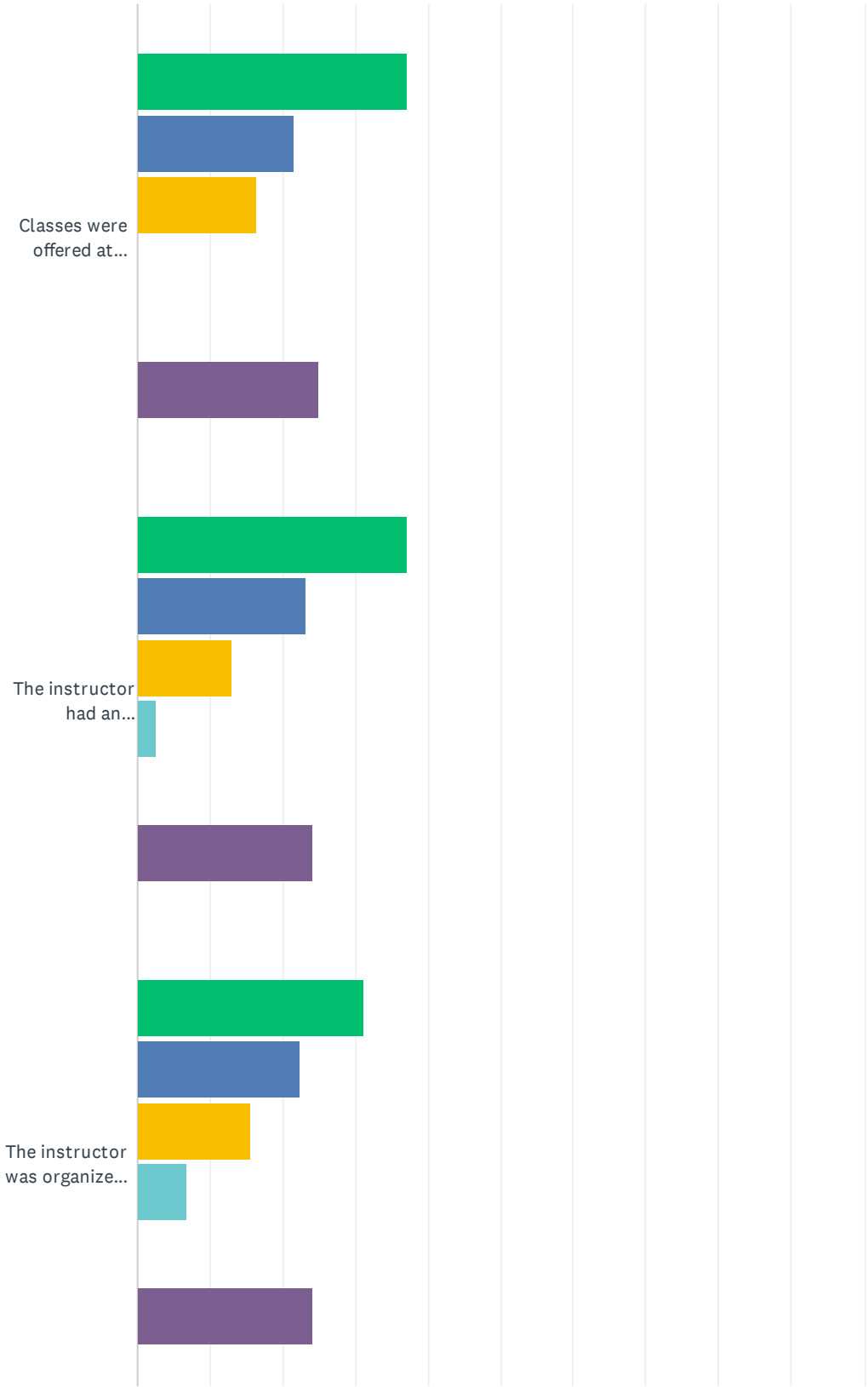
#	RESPONSES	DATE
1	University of Maine at Presque Isle	5/12/2022 9:15 PM
2	Thomas Edison State University	5/12/2022 8:53 PM
3	Fairmont State University	5/9/2022 12:05 PM
4	Phoenix University	5/9/2022 6:43 AM
5	Western Governors University, University of Maine or Excelsior University.	5/6/2022 8:41 PM
6	UMPI	5/6/2022 8:30 AM
7	Western Governors University	5/5/2022 6:34 PM
8	Marshall University	5/5/2022 12:16 PM
9	Unsure	5/4/2022 10:06 PM
10	Shippensburg University	5/4/2022 5:44 PM
11	WGU	5/4/2022 5:03 PM
12	Undecided	5/4/2022 4:27 PM
13	Fairmont State University	5/4/2022 1:24 PM
14	WVU	5/4/2022 1:02 PM
15	UMPI	5/4/2022 11:58 AM
16	Thomas Edison State University	5/4/2022 11:23 AM
17	University of Maine at Presque Isle	5/4/2022 10:56 AM
18	University of Maryland	5/4/2022 10:33 AM
19	University of Maryland, Global Campus	5/4/2022 10:21 AM
20	University of Maine	5/4/2022 10:15 AM
21	Marshall or WVU	5/4/2022 10:14 AM
22	SNHU	5/4/2022 10:10 AM
23	Capella University	5/4/2022 10:10 AM
24	NA	5/4/2022 10:03 AM
25	University of Maine at Presque Isles	5/4/2022 10:02 AM
26	University of Maine Presque Isle	4/30/2022 7:16 PM
27	Unknown	4/25/2022 2:21 PM
28	Fairmont State	4/22/2022 11:37 PM
29	WVU	4/22/2022 5:00 PM
30	N/A	4/22/2022 11:12 AM
31	Marshals university	4/22/2022 11:09 AM

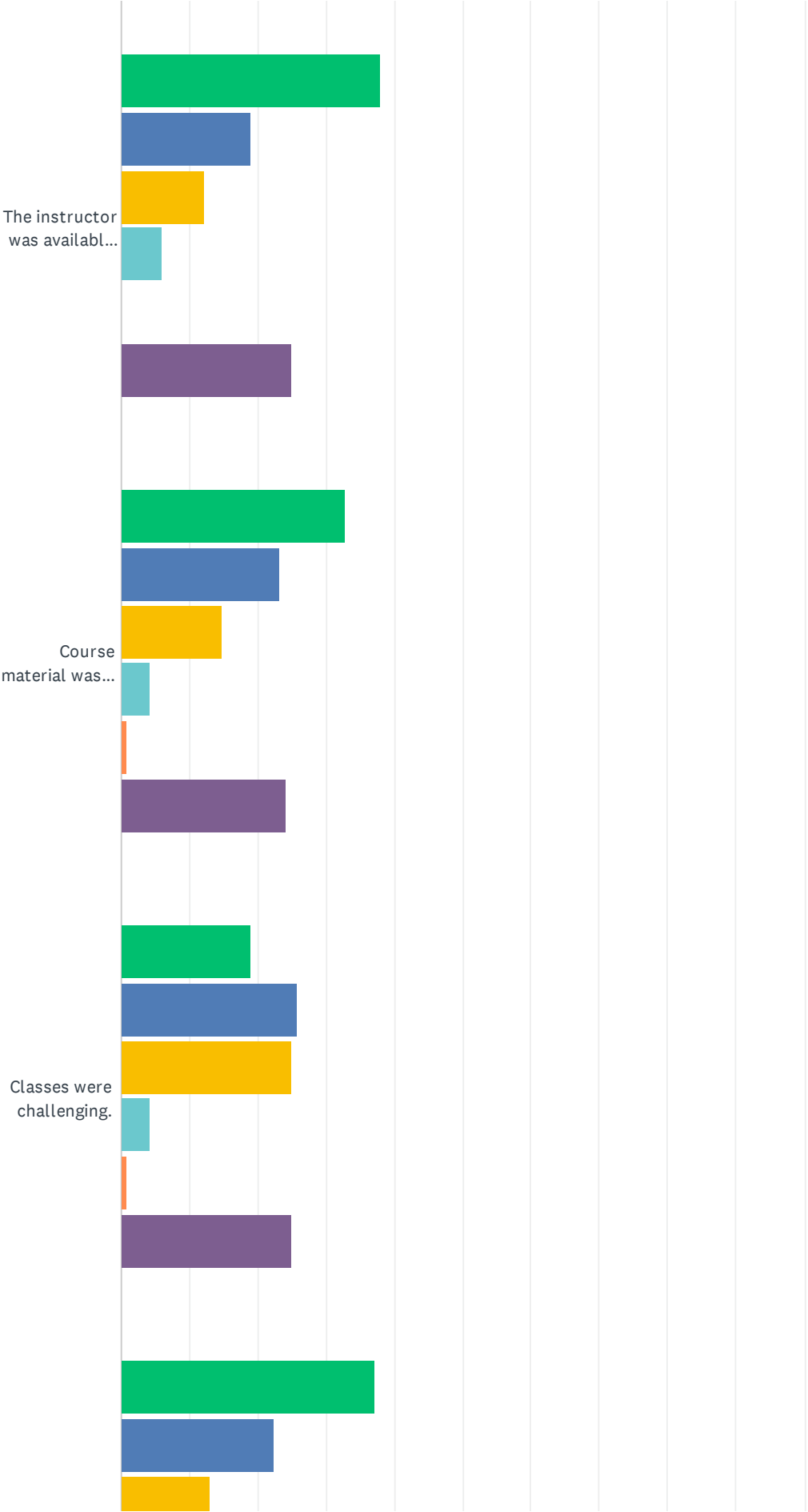
Pierpont Graduate Survey

32	University of Maine at Presque Isle	4/22/2022 10:50 AM
33	West Virginia University	4/22/2022 10:40 AM
34	WVU	4/22/2022 10:29 AM
35	WVU	4/22/2022 9:56 AM
36	Fairmont State University	4/22/2022 9:48 AM

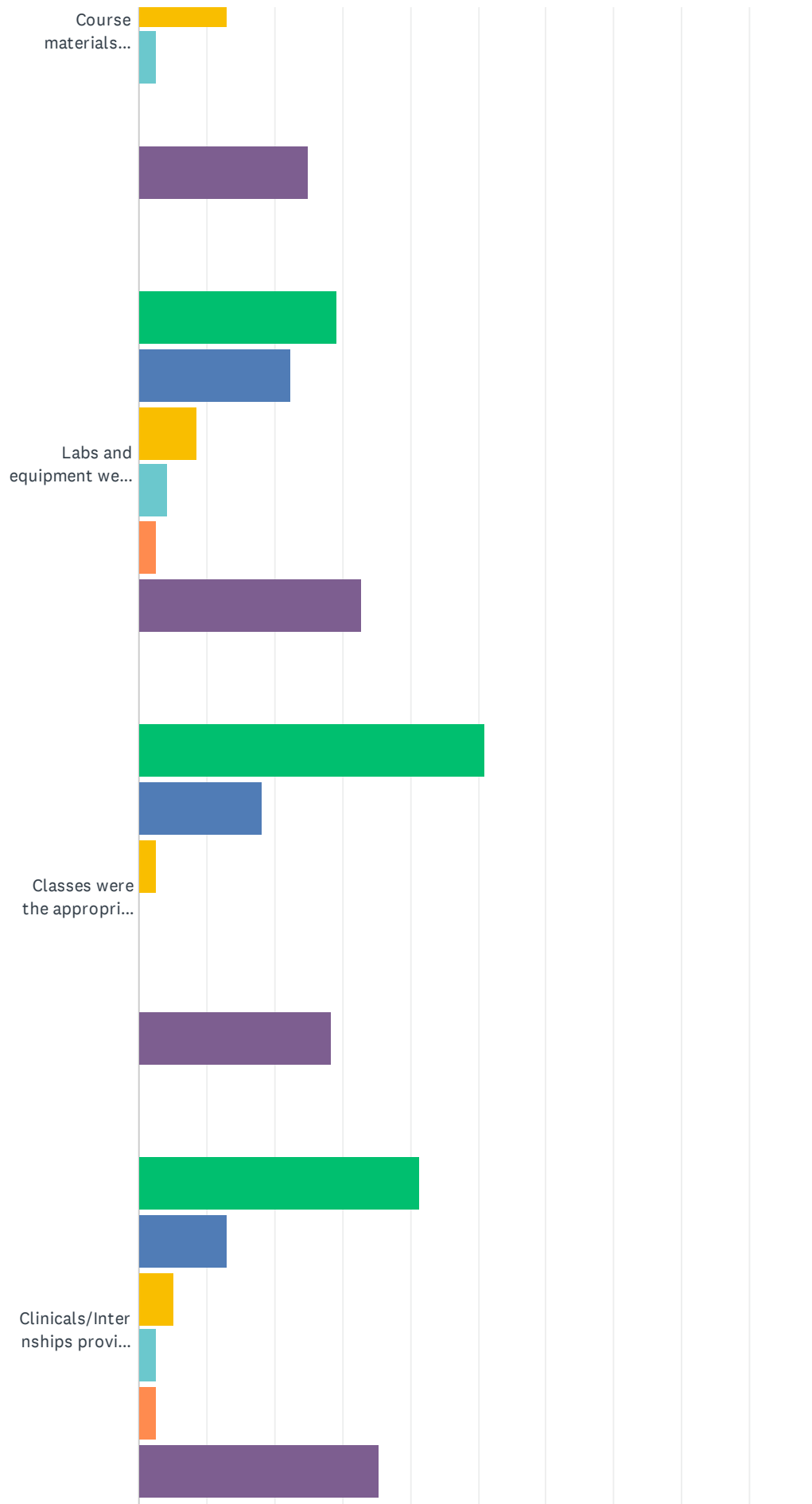
Q14 Please indicate how often the following statements were TRUE of the courses you completed at Pierpont:

Answered: 116 Skipped: 21

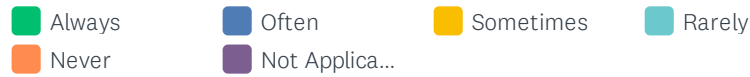
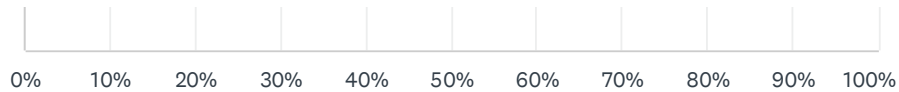




Pierpont Graduate Survey



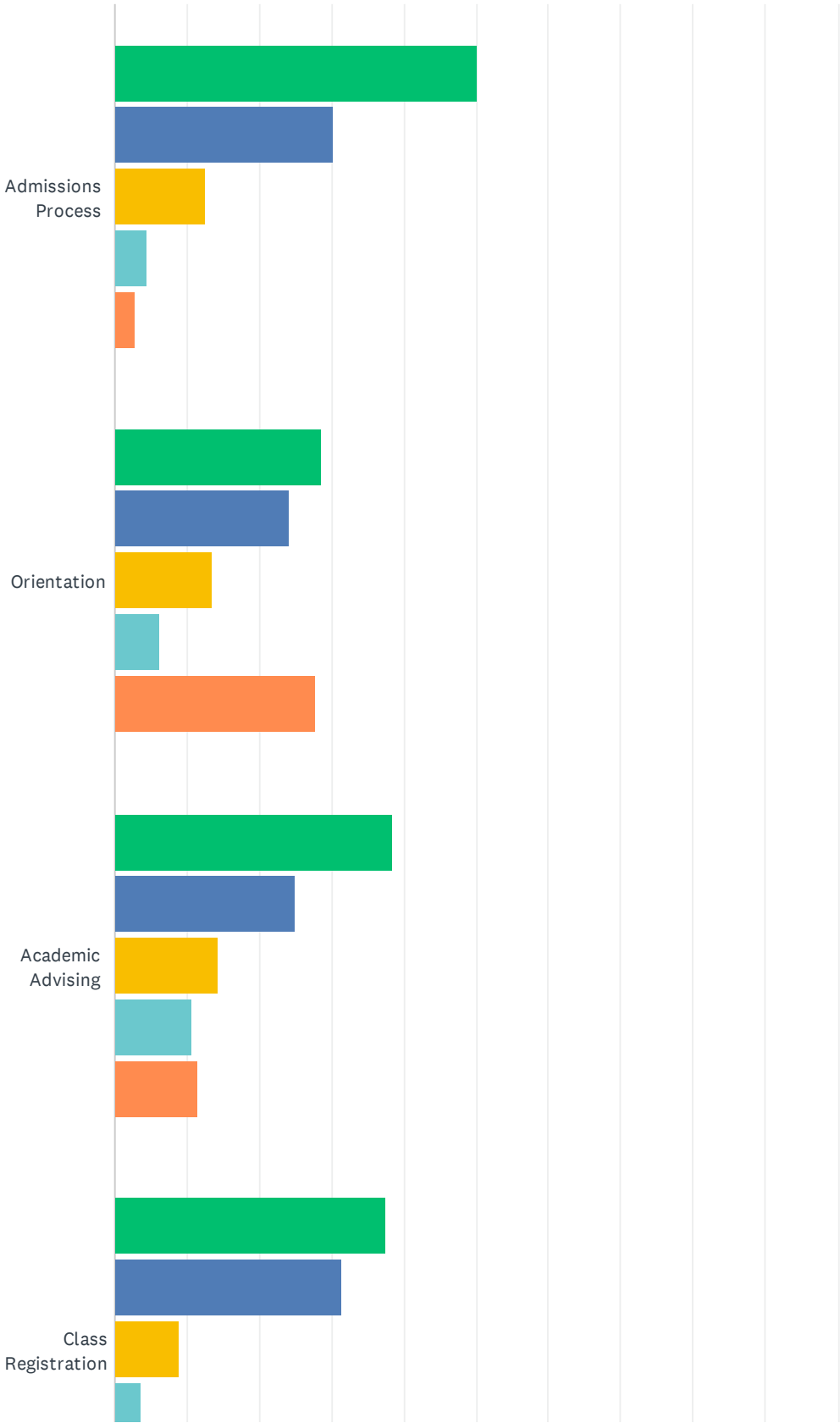
Pierpont Graduate Survey



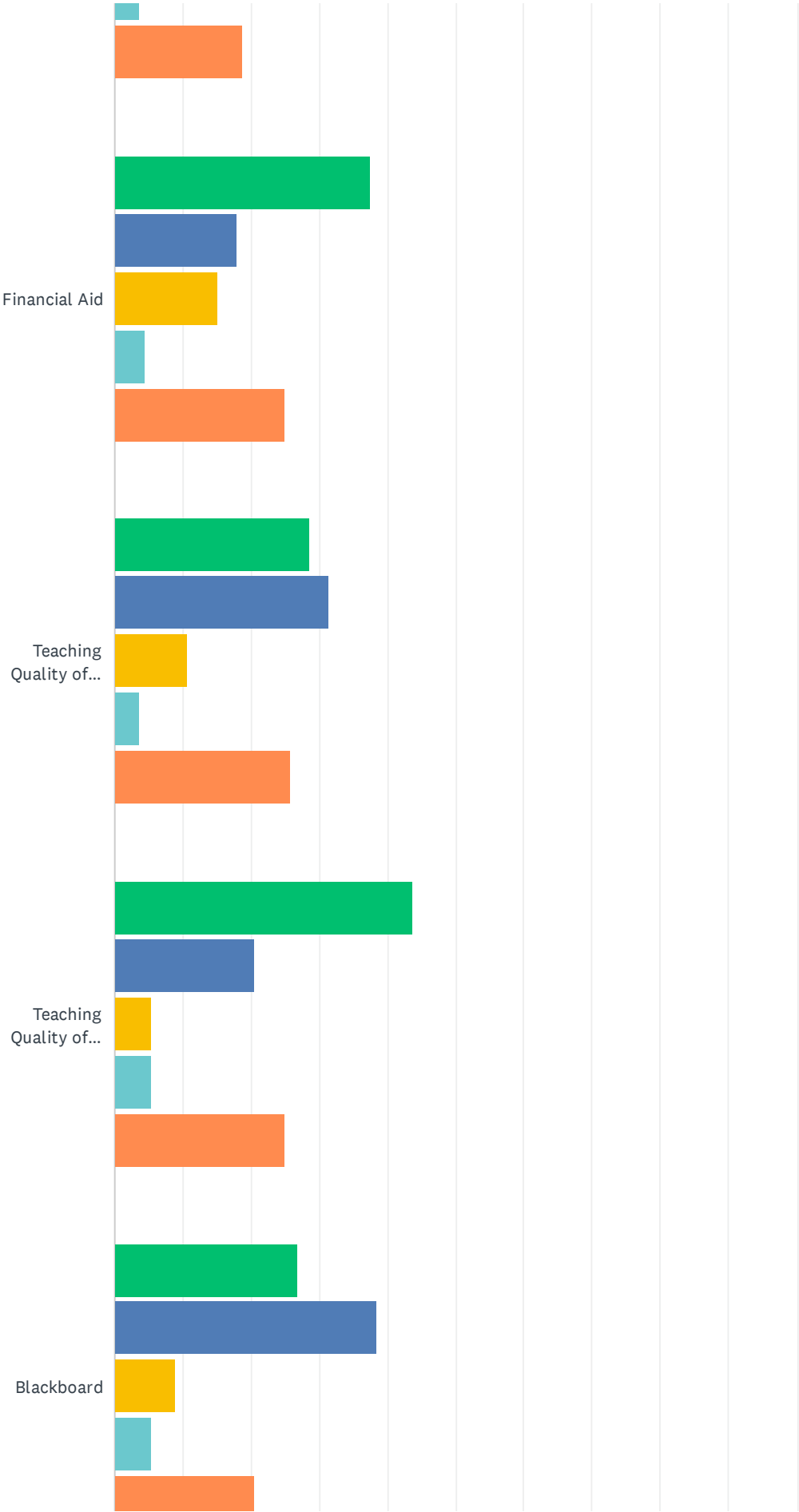
	ALWAYS	OFTEN	SOMETIMES	RARELY	NEVER	NOT APPLICABLE (N/A)	TOTAL
Classes were offered at convenient times.	37.07% 43	21.55% 25	16.38% 19	0.00% 0	0.00% 0	25.00% 29	116
The instructor had an excellent understanding of the subject matter.	37.07% 43	23.28% 27	12.93% 15	2.59% 3	0.00% 0	24.14% 28	116
The instructor was organized and well-prepared.	31.03% 36	22.41% 26	15.52% 18	6.90% 8	0.00% 0	24.14% 28	116
The instructor was available outside of class.	37.93% 44	18.97% 22	12.07% 14	6.03% 7	0.00% 0	25.00% 29	116
Course material was presented in a manner I could easily understand.	32.76% 38	23.28% 27	14.66% 17	4.31% 5	0.86% 1	24.14% 28	116
Classes were challenging.	18.97% 22	25.86% 30	25.00% 29	4.31% 5	0.86% 1	25.00% 29	116
Course materials (textbooks, study guides, etc.) were relevant and up-to-date.	37.07% 43	22.41% 26	12.93% 15	2.59% 3	0.00% 0	25.00% 29	116
Labs and equipment were up-to-date.	29.31% 34	22.41% 26	8.62% 10	4.31% 5	2.59% 3	32.76% 38	116
Classes were the appropriate size.	50.86% 59	18.10% 21	2.59% 3	0.00% 0	0.00% 0	28.45% 33	116
Clinicals/Internships provided meaningful experiences.	41.38% 48	12.93% 15	5.17% 6	2.59% 3	2.59% 3	35.34% 41	116

Q15 Please rate your experiences with the following services at Pierpont:

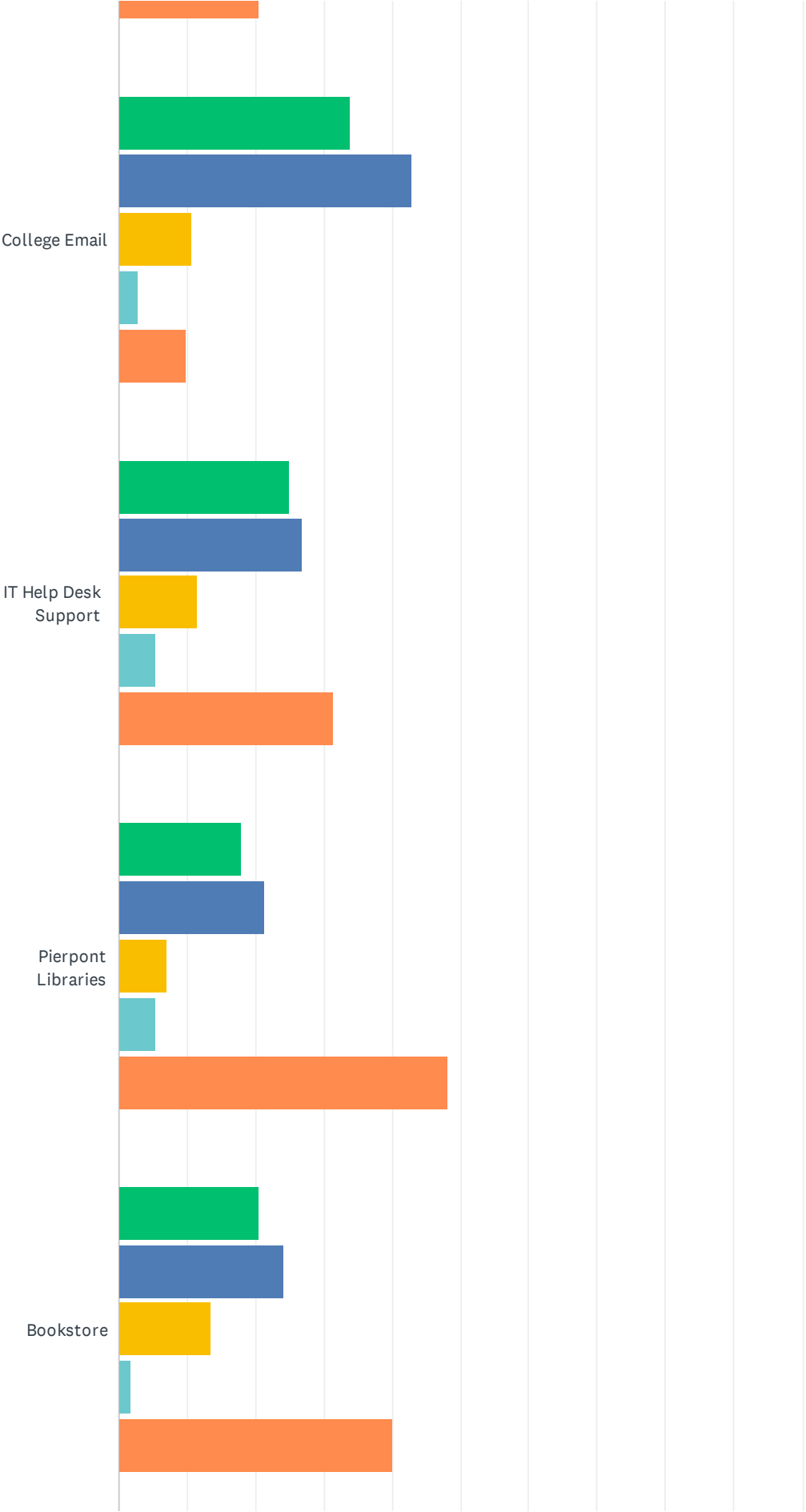
Answered: 112 Skipped: 25



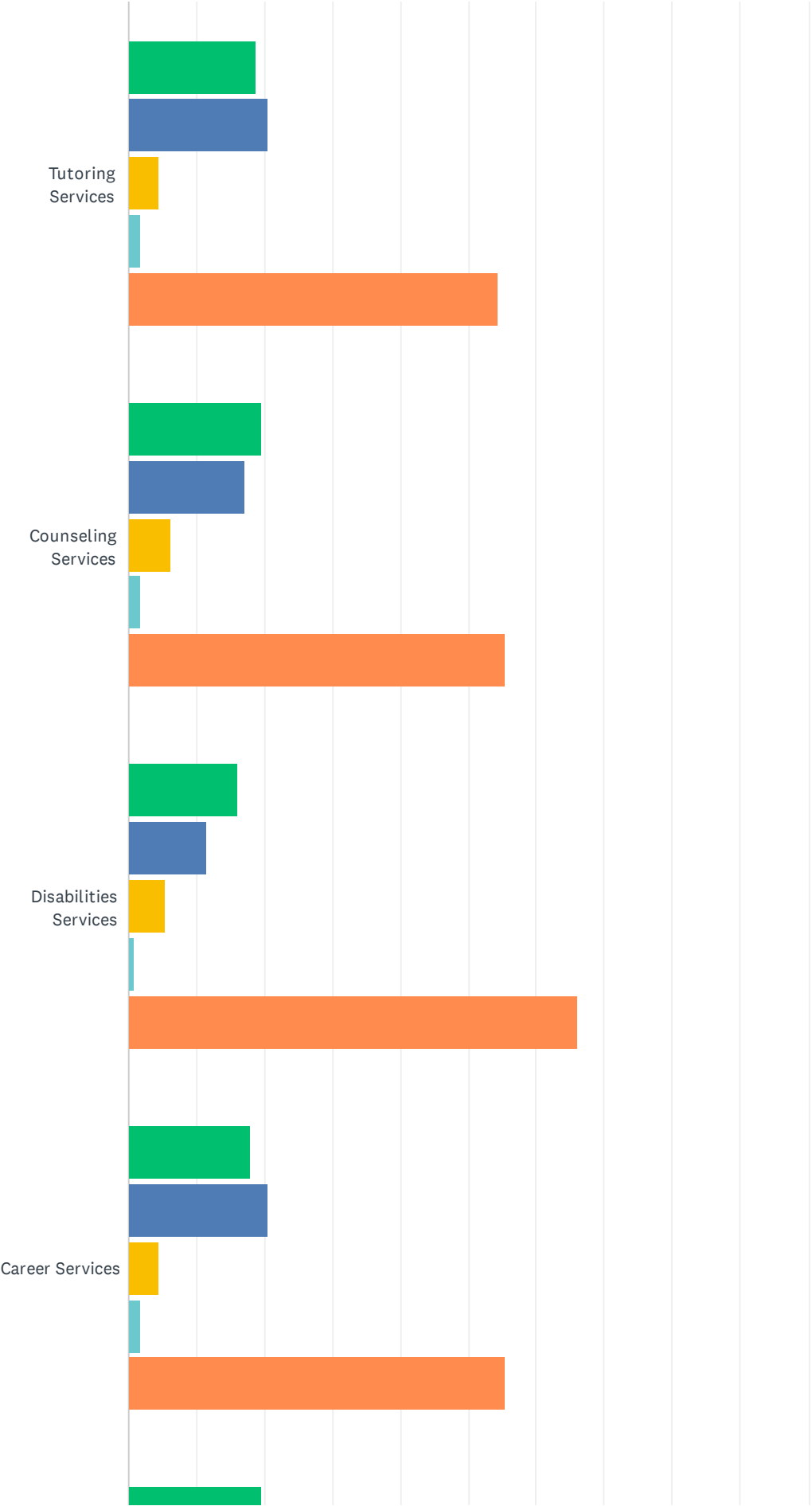
Pierpont Graduate Survey



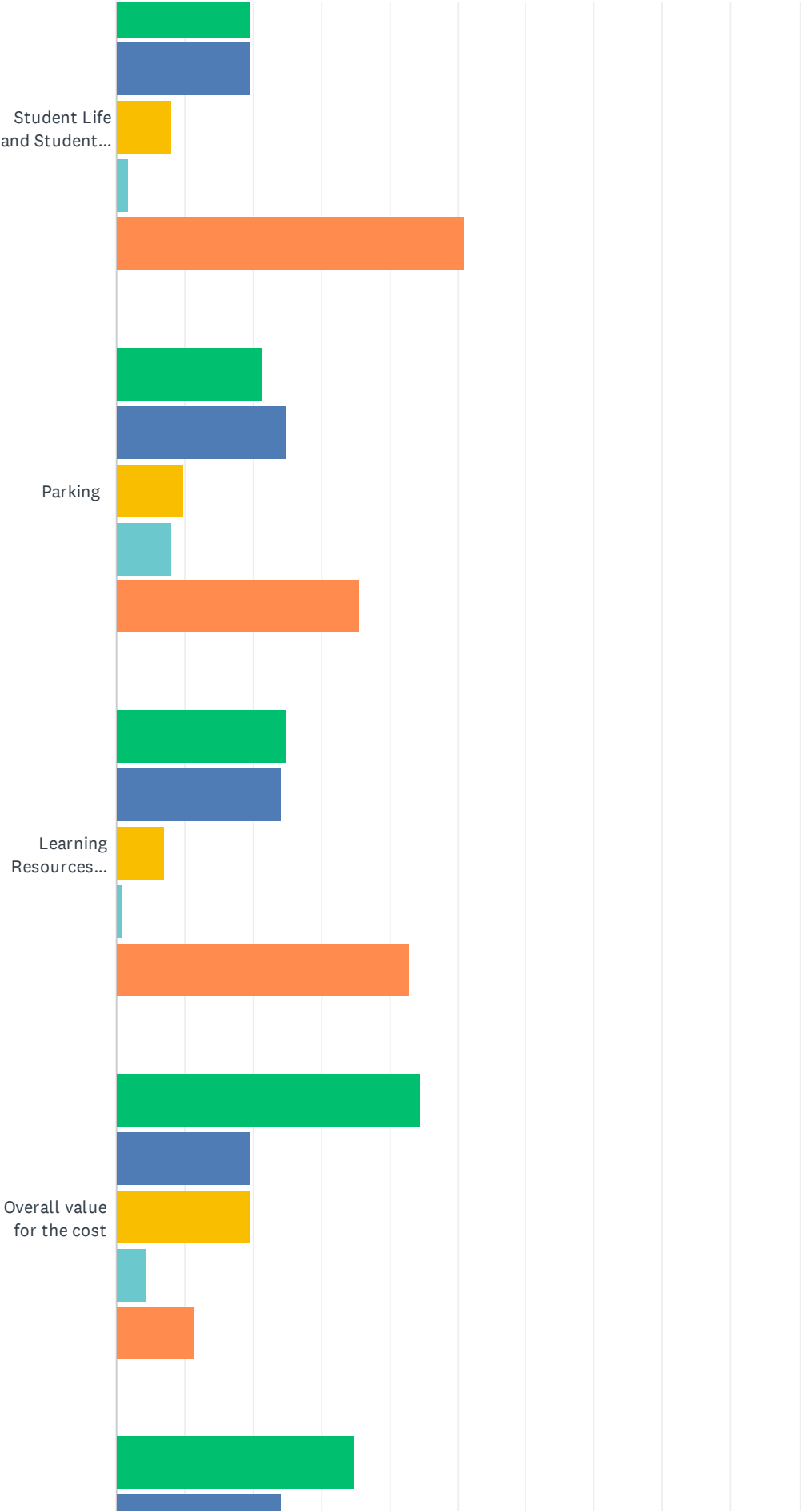
Pierpont Graduate Survey



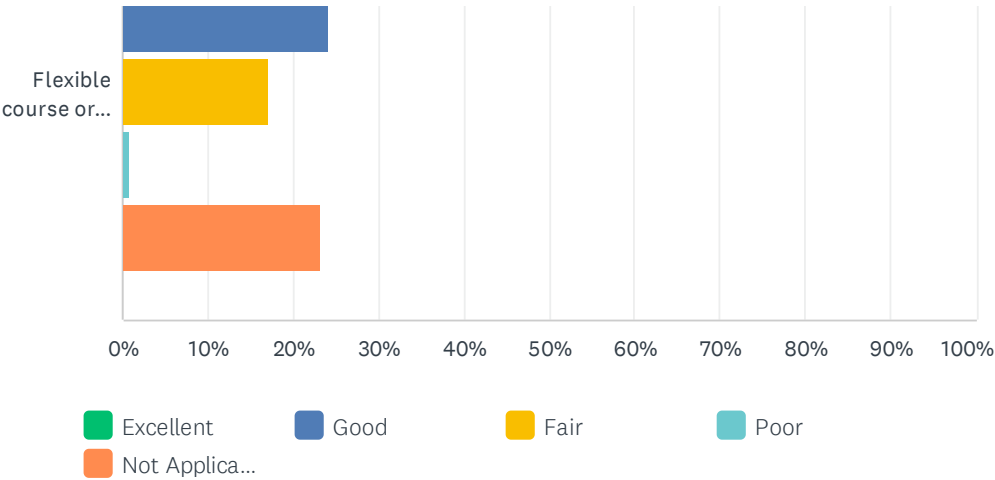
Pierpont Graduate Survey



Pierpont Graduate Survey



Pierpont Graduate Survey

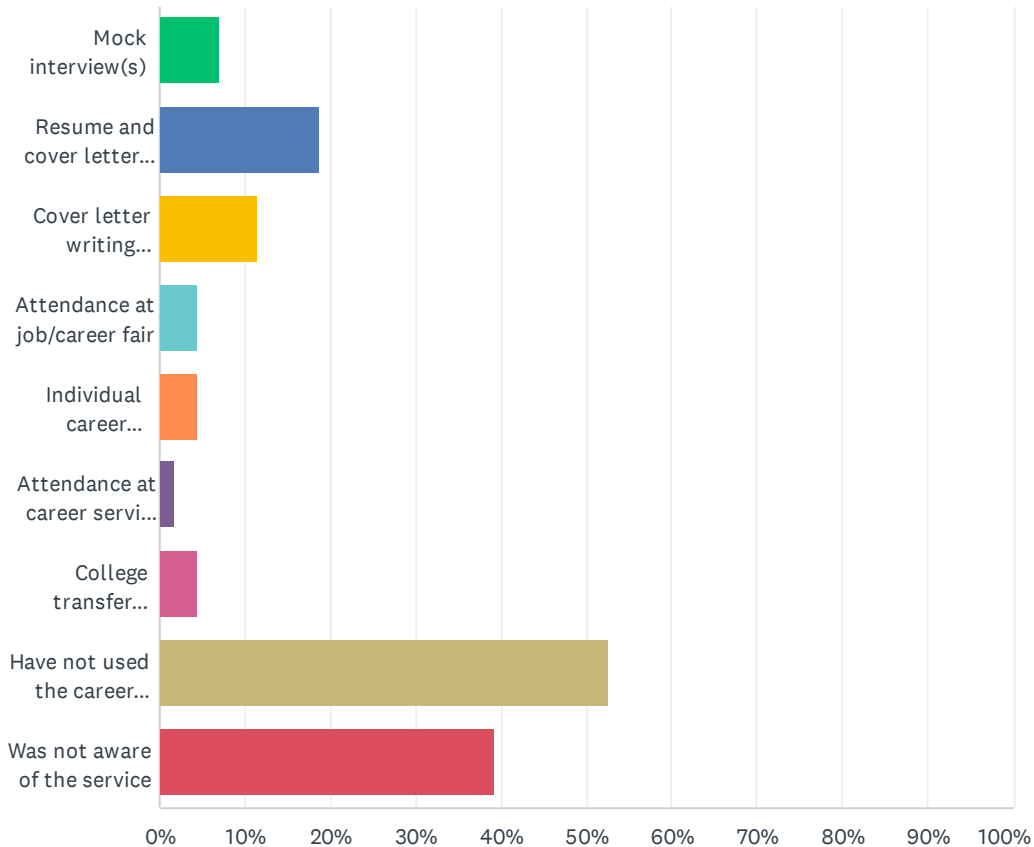


Pierpont Graduate Survey

	EXCELLENT	GOOD	FAIR	POOR	NOT APPLICABLE (N/A)	TOTAL
Admissions Process	50.00% 56	30.36% 34	12.50% 14	4.46% 5	2.68% 3	112
Orientation	28.57% 32	24.11% 27	13.39% 15	6.25% 7	27.68% 31	112
Academic Advising	38.39% 43	25.00% 28	14.29% 16	10.71% 12	11.61% 13	112
Class Registration	37.50% 42	31.25% 35	8.93% 10	3.57% 4	18.75% 21	112
Financial Aid	37.50% 42	17.86% 20	15.18% 17	4.46% 5	25.00% 28	112
Teaching Quality of General Education Faculty	28.57% 32	31.25% 35	10.71% 12	3.57% 4	25.89% 29	112
Teaching Quality of Faculty in Your Program Area	43.75% 49	20.54% 23	5.36% 6	5.36% 6	25.00% 28	112
Blackboard	26.79% 30	38.39% 43	8.93% 10	5.36% 6	20.54% 23	112
College Email	33.93% 38	42.86% 48	10.71% 12	2.68% 3	9.82% 11	112
IT Help Desk Support	25.00% 28	26.79% 30	11.61% 13	5.36% 6	31.25% 35	112
Pierpont Libraries	17.86% 20	21.43% 24	7.14% 8	5.36% 6	48.21% 54	112
Bookstore	20.54% 23	24.11% 27	13.39% 15	1.79% 2	40.18% 45	112
Tutoring Services	18.75% 21	20.54% 23	4.46% 5	1.79% 2	54.46% 61	112
Counseling Services	19.64% 22	16.96% 19	6.25% 7	1.79% 2	55.36% 62	112
Disabilities Services	16.07% 18	11.61% 13	5.36% 6	0.89% 1	66.07% 74	112
Career Services	17.86% 20	20.54% 23	4.46% 5	1.79% 2	55.36% 62	112
Student Life and Student Activities	19.64% 22	19.64% 22	8.04% 9	1.79% 2	50.89% 57	112
Parking	21.43% 24	25.00% 28	9.82% 11	8.04% 9	35.71% 40	112
Learning Resources (i.e., Tutor.com, Brainfuse, Student Lingo, Learning Strategies, Peer Tutors)	25.00% 28	24.11% 27	7.14% 8	0.89% 1	42.86% 48	112
Overall value for the cost	44.64% 50	19.64% 22	19.64% 22	4.46% 5	11.61% 13	112
Flexible course or program format (e.g., online courses)	34.82% 39	24.11% 27	16.96% 19	0.89% 1	23.21% 26	112

Q16 Please check the Career Services programs you used at Pierpont. Select all that apply:

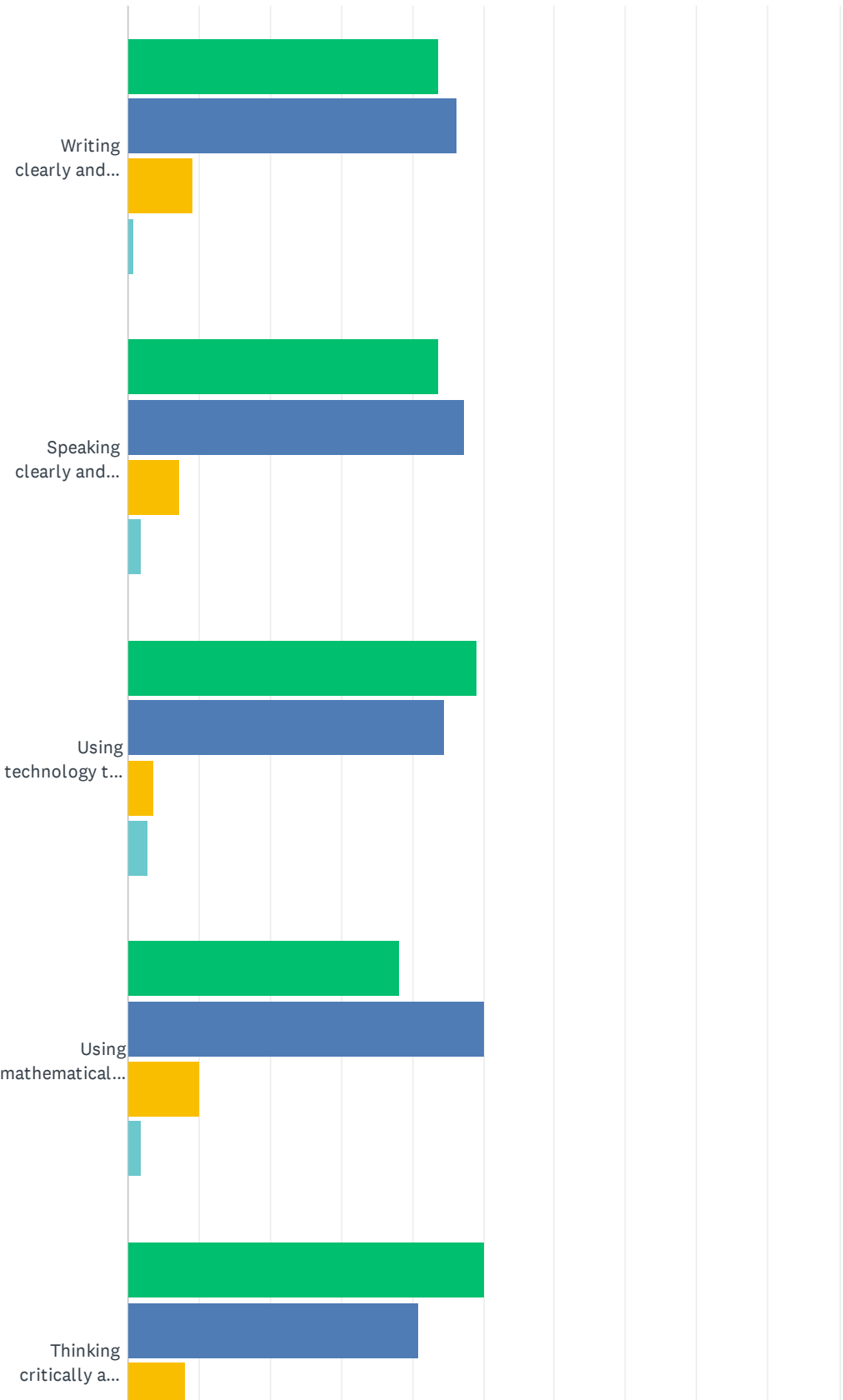
Answered: 112 Skipped: 25



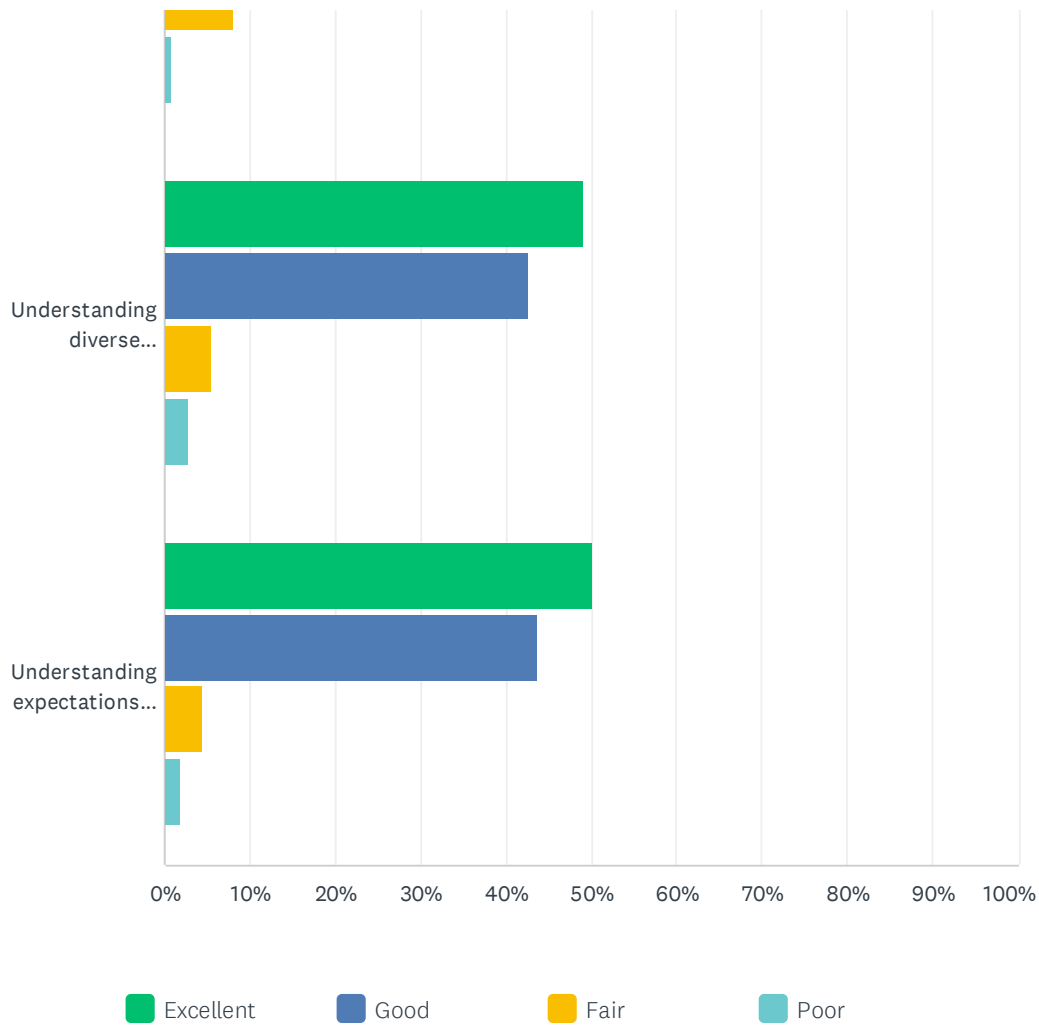
ANSWER CHOICES	RESPONSES	
Mock interview(s)	7.14%	8
Resume and cover letter writing assistance/review	18.75%	21
Cover letter writing assistance/review	11.61%	13
Attendance at job/career fair	4.46%	5
Individual career counseling (e.g. networking, using social media)	4.46%	5
Attendance at career services workshop	1.79%	2
College transfer preparation	4.46%	5
Have not used the career services office	52.68%	59
Was not aware of the service	39.29%	44
Total Respondents: 112		

Q17 Please rate your growth in the following areas while at Pierpont:

Answered: 110 Skipped: 27



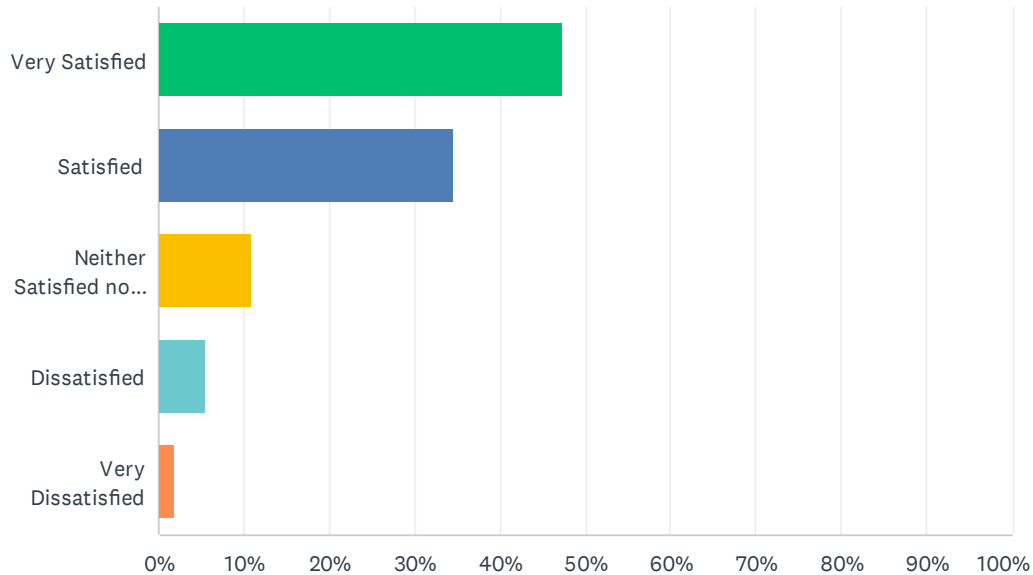
Pierpont Graduate Survey



	EXCELLENT	GOOD	FAIR	POOR	TOTAL
Writing clearly and effectively	43.64% 48	46.36% 51	9.09% 10	0.91% 1	110
Speaking clearly and effectively	43.64% 48	47.27% 52	7.27% 8	1.82% 2	110
Using technology to access and manage information	49.09% 54	44.55% 49	3.64% 4	2.73% 3	110
Using mathematical processes and principles	38.18% 42	50.00% 55	10.00% 11	1.82% 2	110
Thinking critically and analytically	50.00% 55	40.91% 45	8.18% 9	0.91% 1	110
Understanding diverse viewpoints	49.09% 54	42.73% 47	5.45% 6	2.73% 3	110
Understanding expectations of professionalism in the workplace	50.00% 55	43.64% 48	4.55% 5	1.82% 2	110

Q18 Overall, how satisfied are you with the quality of your educational experience at Pierpont?

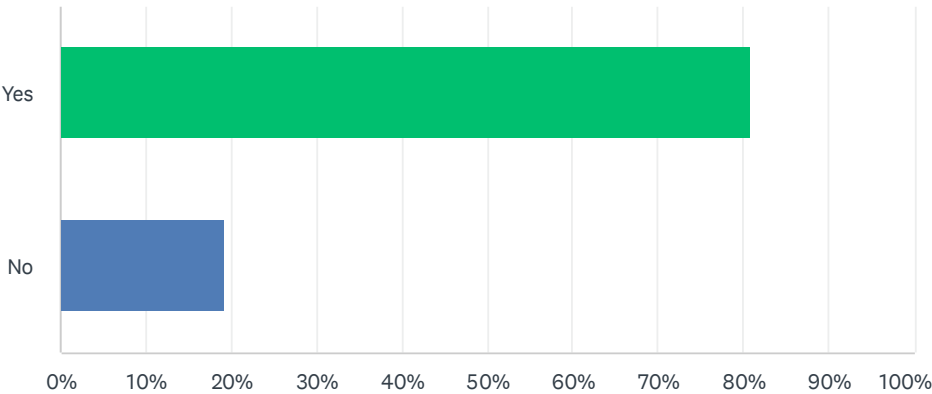
Answered: 110 Skipped: 27



ANSWER CHOICES	RESPONSES	
Very Satisfied	47.27%	52
Satisfied	34.55%	38
Neither Satisfied nor Dissatisfied	10.91%	12
Dissatisfied	5.45%	6
Very Dissatisfied	1.82%	2
TOTAL		110

Q19 If you were to begin your education again, would you choose Pierpont?

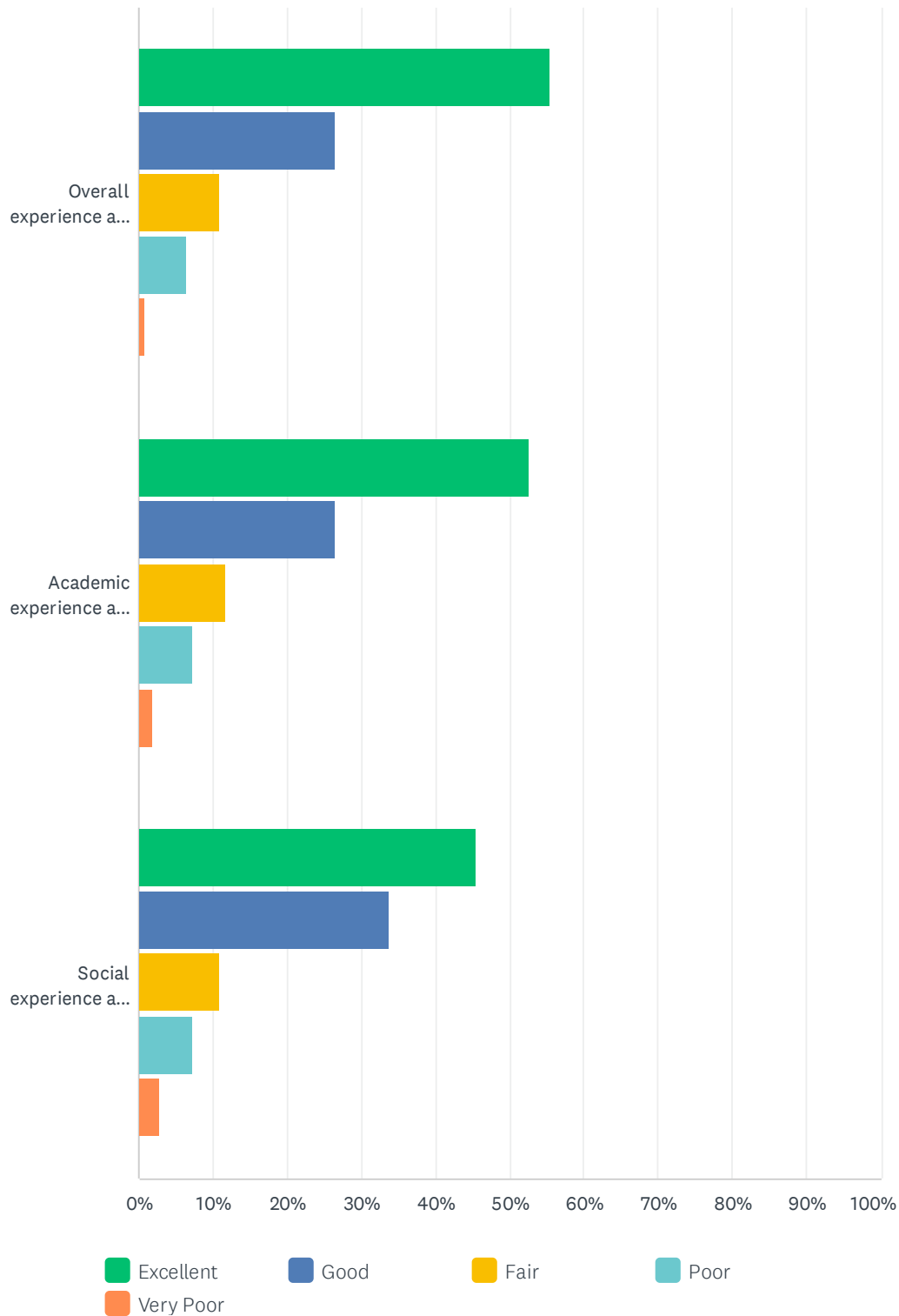
Answered: 110 Skipped: 27



ANSWER CHOICES		RESPONSES	
Yes		80.91%	89
No		19.09%	21
TOTAL			110

Q20 How would you rate the quality of the following at Pierpont?

Answered: 110 Skipped: 27



Pierpont Graduate Survey

	EXCELLENT	GOOD	FAIR	POOR	VERY POOR	TOTAL
Overall experience at Pierpont	55.45% 61	26.36% 29	10.91% 12	6.36% 7	0.91% 1	110
Academic experience at Pierpont	52.73% 58	26.36% 29	11.82% 13	7.27% 8	1.82% 2	110
Social experience at Pierpont	45.45% 50	33.64% 37	10.91% 12	7.27% 8	2.73% 3	110

Q21 Thinking about your time at Pierpont, what kinds of resources, services, opportunities, or activities do you believe would have facilitated your success at Pierpont?

Answered: 34 Skipped: 103

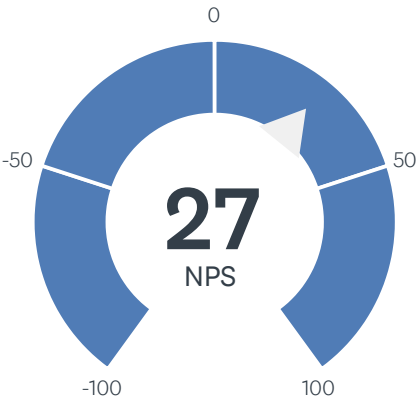
#	RESPONSES	DATE
1	N/A	5/12/2022 9:18 PM
2	If I would have been able to take clinicals as promised I would be more prepared for my role in the workforce.	5/10/2022 5:07 PM
3	thanks	5/9/2022 11:49 AM
4	unsure	5/9/2022 11:16 AM
5	To bring back the student pantry. It was used by a lot of struggling students for food.	5/8/2022 3:10 PM
6	None. You are perfect the way you are. Thank you for everything. I am truly honored.	5/6/2022 8:43 PM
7	Nothing, everything was amazing. Instructor and all.	5/6/2022 9:49 AM
8	bigger shop with more room and less book work classes and more hands on classes	5/5/2022 3:00 PM
9	N/A	5/5/2022 1:25 PM
10	Pierpont really did a disservice to the LPN students if this semester. Some not of their fault, some completely their fault, regardless this program is in shambles to say the least, and is in no way, going to be recommended by me to anyone.	5/5/2022 11:59 AM
11	Yes	5/5/2022 9:10 AM
12	hh	5/4/2022 10:00 PM
13	BOG admissions	5/4/2022 5:07 PM
14	N/a	5/4/2022 2:35 PM
15	Computers at school helped me	5/4/2022 1:27 PM
16	Actually having a big enough shop and more welding time instead of book work and unnecessary classes and actually getting more job offers and our welding certifications. I feel very unprepared because we never had time to actually weld.	5/4/2022 1:13 PM
17	N/a	5/4/2022 1:04 PM
18	I was supposed to graduate in December 2021. Admissions would not accept the course I transferred in to fulfill the requirement and graduate. Then in spring 2022 they accepted that course that they rejected in December and allowed me to graduate. My graduation was unnecessarily delayed.	5/4/2022 12:07 PM
19	I can't imagine anything better	5/4/2022 11:26 AM
20	Excellent BOG team	5/4/2022 10:19 AM
21	NA	5/4/2022 10:17 AM
22	Speed	5/4/2022 10:12 AM
23	NA	5/4/2022 10:05 AM
24	Wendy Singleton is the only reason that i survived the respiratory program. Everything else was a hot mess. She was the only consistent part of the whole program.	4/26/2022 3:21 PM
25	Everything was amazing, instructors and all.	4/25/2022 7:27 PM

Pierpont Graduate Survey

26	n/a	4/25/2022 2:23 PM
27	not sure	4/24/2022 11:46 AM
28	Fairmont state Chi Alpha	4/23/2022 7:24 PM
29	Having access at the gym and other facilities we pay for along with access to help with road issues. Financial aid was lazy and terrible with helping students receive compensation and stay in school. Classes were less teaching and more computer programs. Taught myself more than I was taught until I was accepted into my program. If students can't use the facilities they pay for at all times on campus and off campus they shouldn't be charged \$350. Also it's not a good thing when a 14 by 14 room with no kitchen cost more in one semester than an apartment with all utilities in the area cost in 7 months.	4/23/2022 12:00 AM
30	I have no complaints besides I didn't care for the online classes.	4/22/2022 11:41 PM
31	A different Program Coordinator/Advisor/Professor.	4/22/2022 11:18 AM
32	Advising	4/22/2022 10:52 AM
33	More activities for the students so I could meet more people.	4/22/2022 9:51 AM
34	Better administration in the energy systems operator program	4/22/2022 9:51 AM

Q22 How likely is it that you would recommend Pierpont to a friend or colleague?

Answered: 110 Skipped: 27

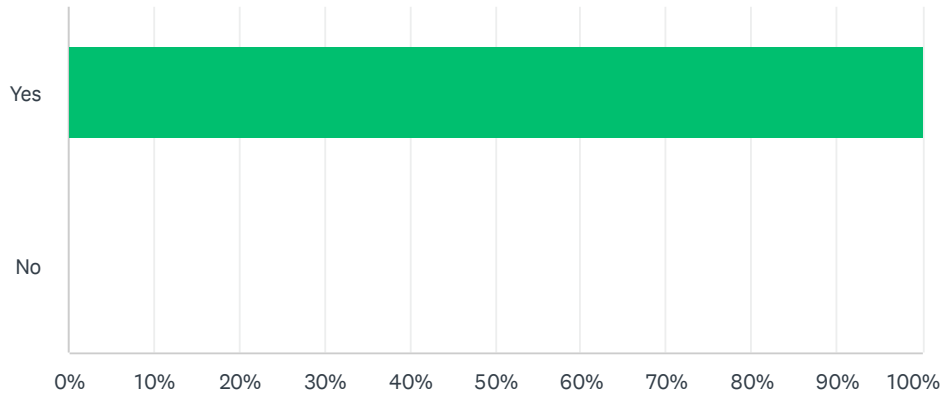


DETRACTORS (0-6)	PASSIVES (7-8)	PROMOTERS (9-10)	NET PROMOTER® SCORE
24% 26	25% 28	51% 56	27

Surveys *2022-23*

Q1 Did you graduate in Summer 2022 or Fall 2022 or are graduating in Spring 2023 or Summer 2023?

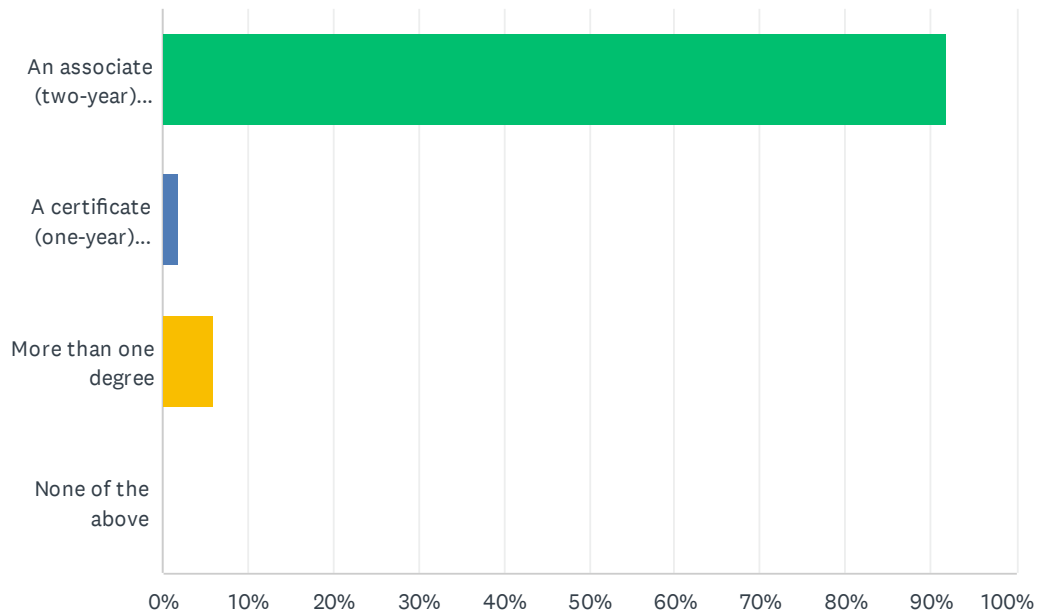
Answered: 51 Skipped: 0



ANSWER CHOICES	RESPONSES	
Yes	100.00%	51
No	0.00%	0
TOTAL		51

Q2 What type of program are you completing at Pierpont?

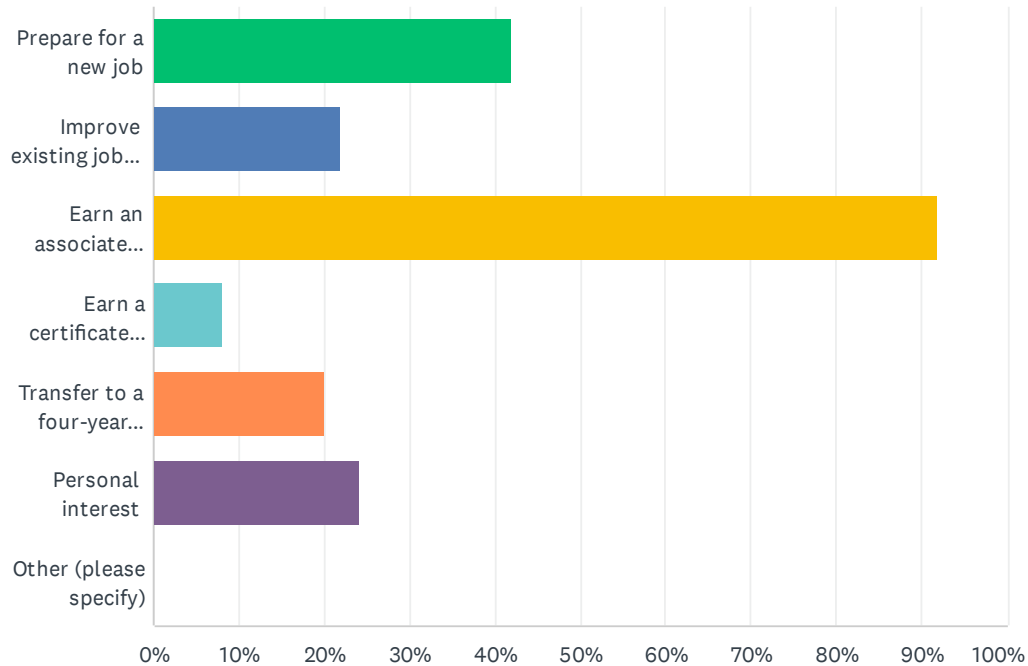
Answered: 50 Skipped: 1



ANSWER CHOICES	RESPONSES	
An associate (two-year) degree	92.00%	46
A certificate (one-year) degree	2.00%	1
More than one degree	6.00%	3
None of the above	0.00%	0
TOTAL		50

Q3 Your goals for attending Pierpont Community and Technical College were (please check all that apply):

Answered: 50 Skipped: 1

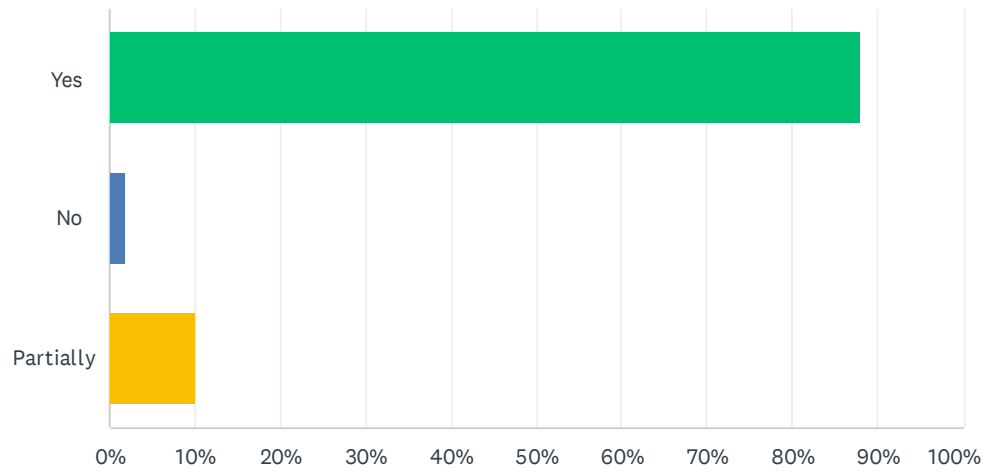


ANSWER CHOICES	RESPONSES	
Prepare for a new job	42.00%	21
Improve existing job skills	22.00%	11
Earn an associate (two-year) degree	92.00%	46
Earn a certificate (one-year) degree	8.00%	4
Transfer to a four-year college/university	20.00%	10
Personal interest	24.00%	12
Other (please specify)	0.00%	0
Total Respondents: 50		

#	OTHER (PLEASE SPECIFY)	DATE
	There are no responses.	

Q4 Did you accomplish your goals while attending Pierpont?

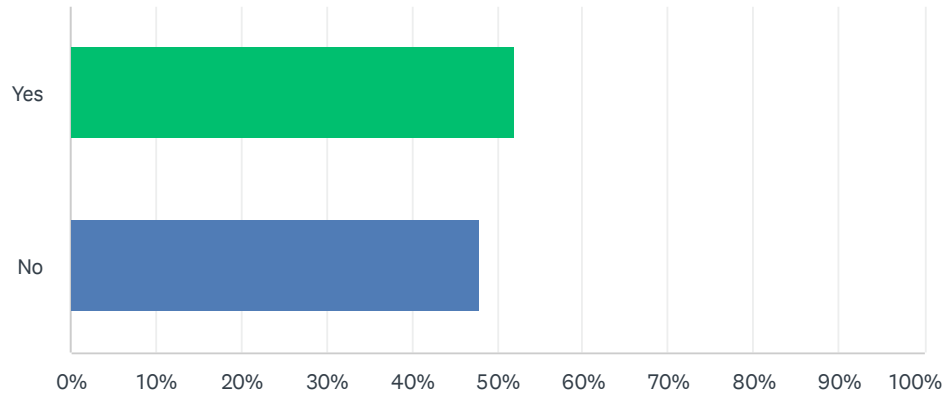
Answered: 50 Skipped: 1



ANSWER CHOICES	RESPONSES	
Yes	88.00%	44
No	2.00%	1
Partially	10.00%	5
TOTAL		50

Q5 If Pierpont was not available as an option to you, would you have been able to continue your education?

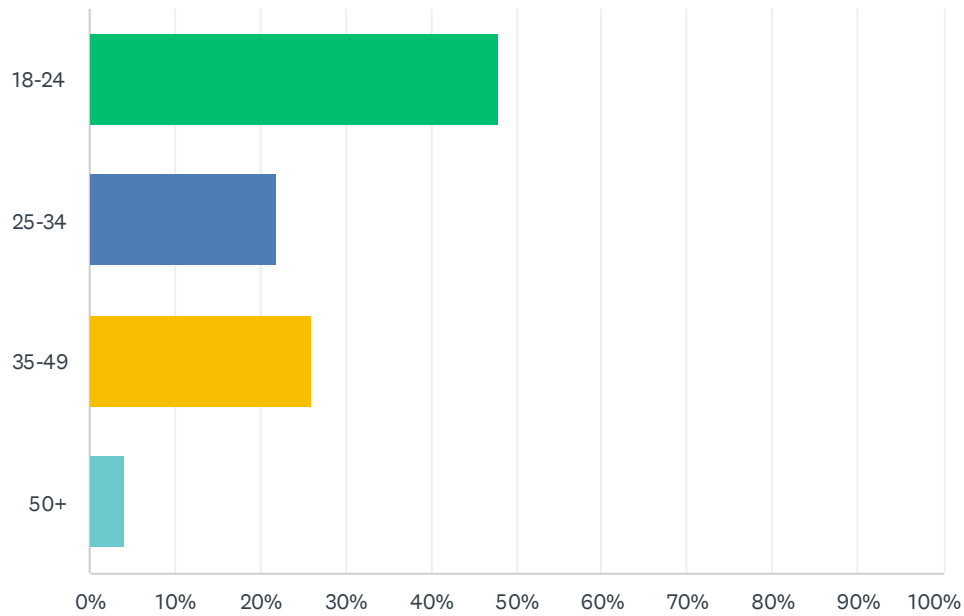
Answered: 50 Skipped: 1



ANSWER CHOICES	RESPONSES	
Yes	52.00%	26
No	48.00%	24
TOTAL		50

Q6 What is your current age?

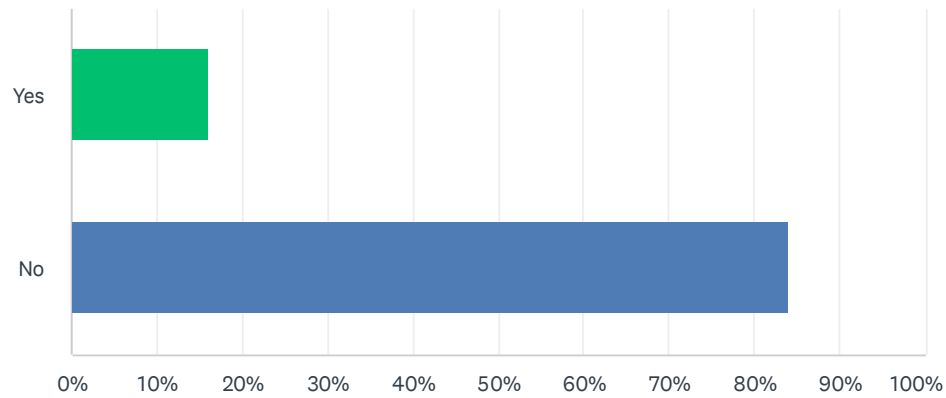
Answered: 50 Skipped: 1



ANSWER CHOICES	RESPONSES	
18-24	48.00%	24
25-34	22.00%	11
35-49	26.00%	13
50+	4.00%	2
TOTAL		50

Q7 Are you the first in your immediate family to attend college?

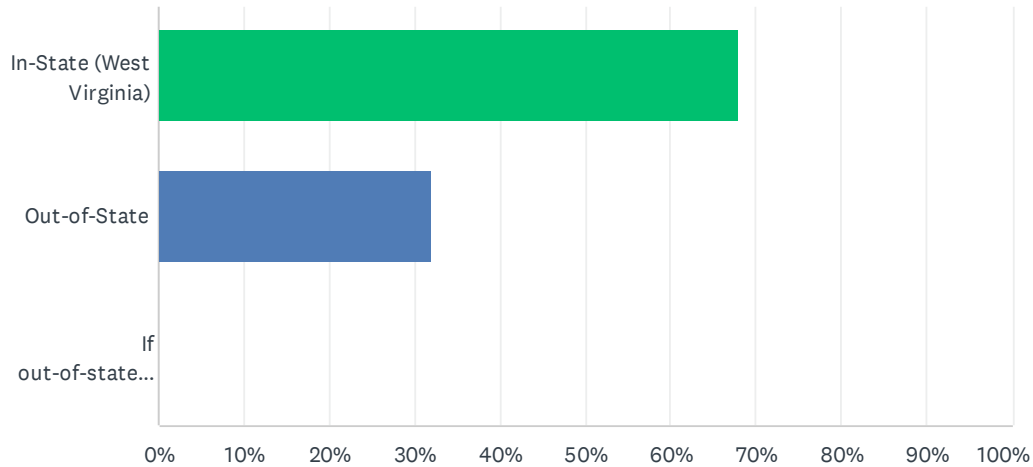
Answered: 50 Skipped: 1



ANSWER CHOICES	RESPONSES	
Yes	16.00%	8
No	84.00%	42
TOTAL		50

Q8 Will you seek your primary employment in-state (West Virginia) or out-of-state?

Answered: 50 Skipped: 1



ANSWER CHOICES	RESPONSES	
In-State (West Virginia)	68.00%	34
Out-of-State	32.00%	16
If out-of-state, please identify state:	0.00%	0
TOTAL		50

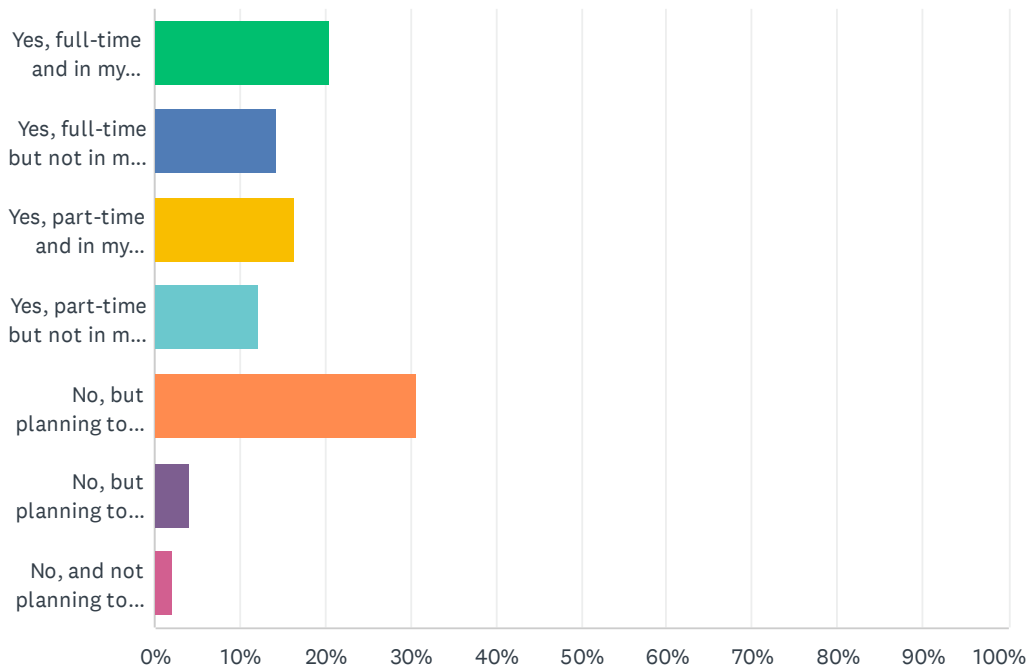
Q9 If you are pursuing employment outside of West Virginia, please indicate the state.

Answered: 12 Skipped: 39

#	RESPONSES	DATE
1	california or texas	5/11/2023 2:47 AM
2	Remote work.	5/10/2023 1:32 PM
3	Looking for positions media communications and tech	5/5/2023 9:52 PM
4	Virginia	5/5/2023 2:14 PM
5	Michigan	4/21/2023 3:16 PM
6	New York	4/21/2023 12:47 PM
7	Ohio	4/21/2023 12:22 PM
8	Florida	4/21/2023 12:17 PM
9	New York	4/21/2023 11:29 AM
10	North Carolina	4/21/2023 10:50 AM
11	Pennsylvania	4/21/2023 9:44 AM
12	Texas	4/21/2023 9:12 AM

Q10 Are you currently employed?

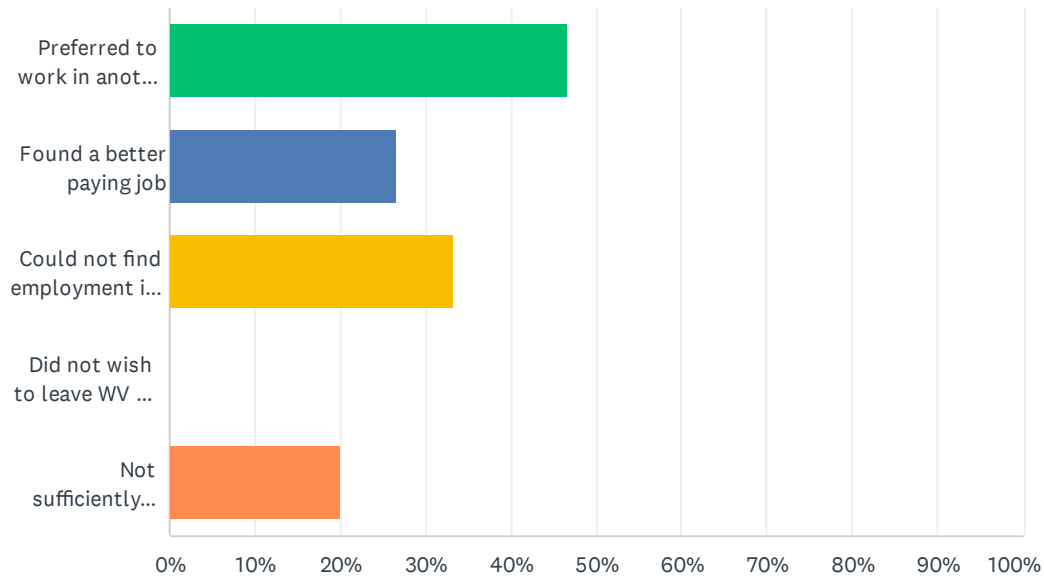
Answered: 49 Skipped: 2



ANSWER CHOICES	RESPONSES	
Yes, full-time and in my degree field	20.41%	10
Yes, full-time but not in my degree field	14.29%	7
Yes, part-time and in my degree field	16.33%	8
Yes, part-time but not in my degree field	12.24%	6
No, but planning to seek full-time employment	30.61%	15
No, but planning to seek part-time employment	4.08%	2
No, and not planning to seek employment any time soon	2.04%	1
TOTAL		49

Q11 If you indicated employment in a field other than your degree field, please indicate your reasons why you chose to work in a field unrelated to your studies at Pierpont (check all that apply):

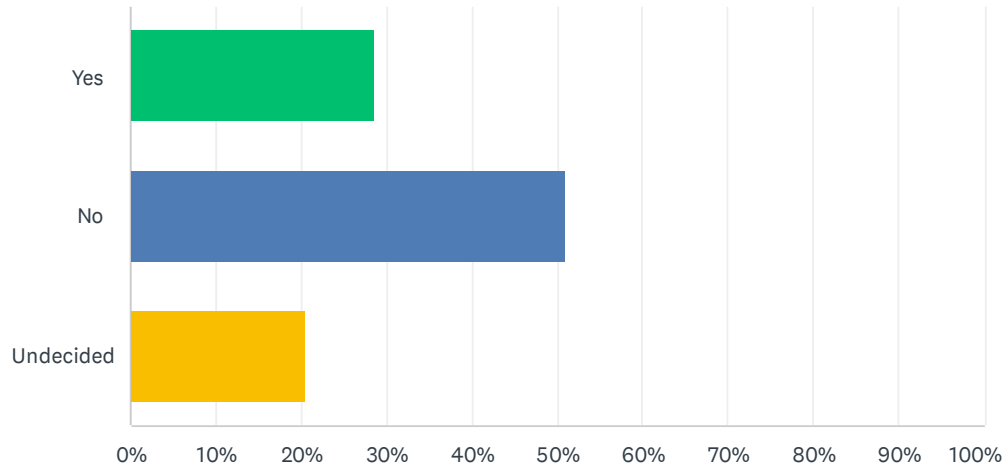
Answered: 15 Skipped: 36



ANSWER CHOICES	RESPONSES	
Preferred to work in another field	46.67%	7
Found a better paying job	26.67%	4
Could not find employment in my field	33.33%	5
Did not wish to leave WV to seek employment	0.00%	0
Not sufficiently trained for the job	20.00%	3
Total Respondents: 15		

Q12 Do you plan to enroll at a four-year college or university within the next year?

Answered: 49 Skipped: 2



ANSWER CHOICES	RESPONSES	
Yes	28.57%	14
No	51.02%	25
Undecided	20.41%	10
TOTAL		49

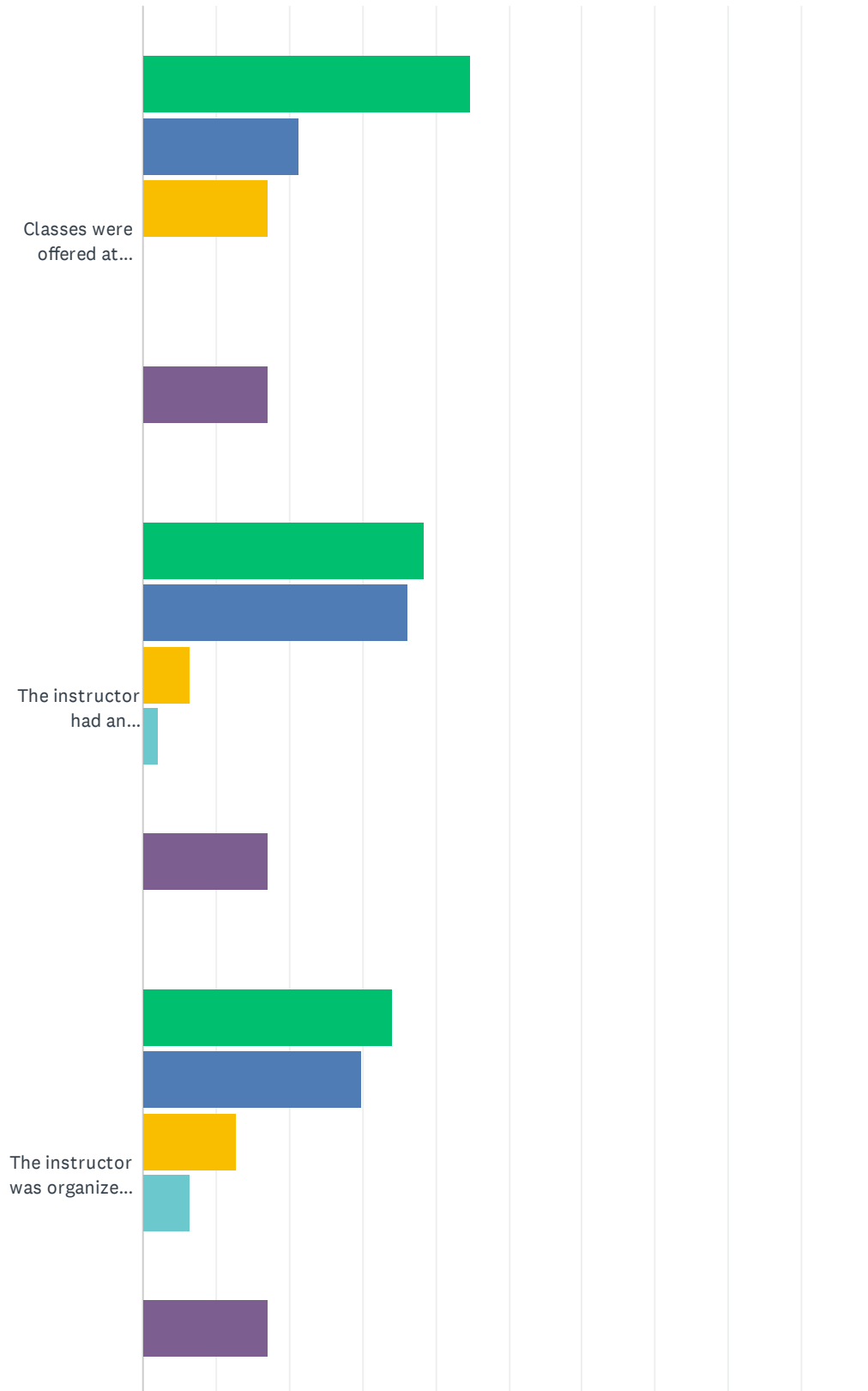
Q13 If enrolling at a four-year college or university in the next year, please identify the institution.

Answered: 13 Skipped: 38

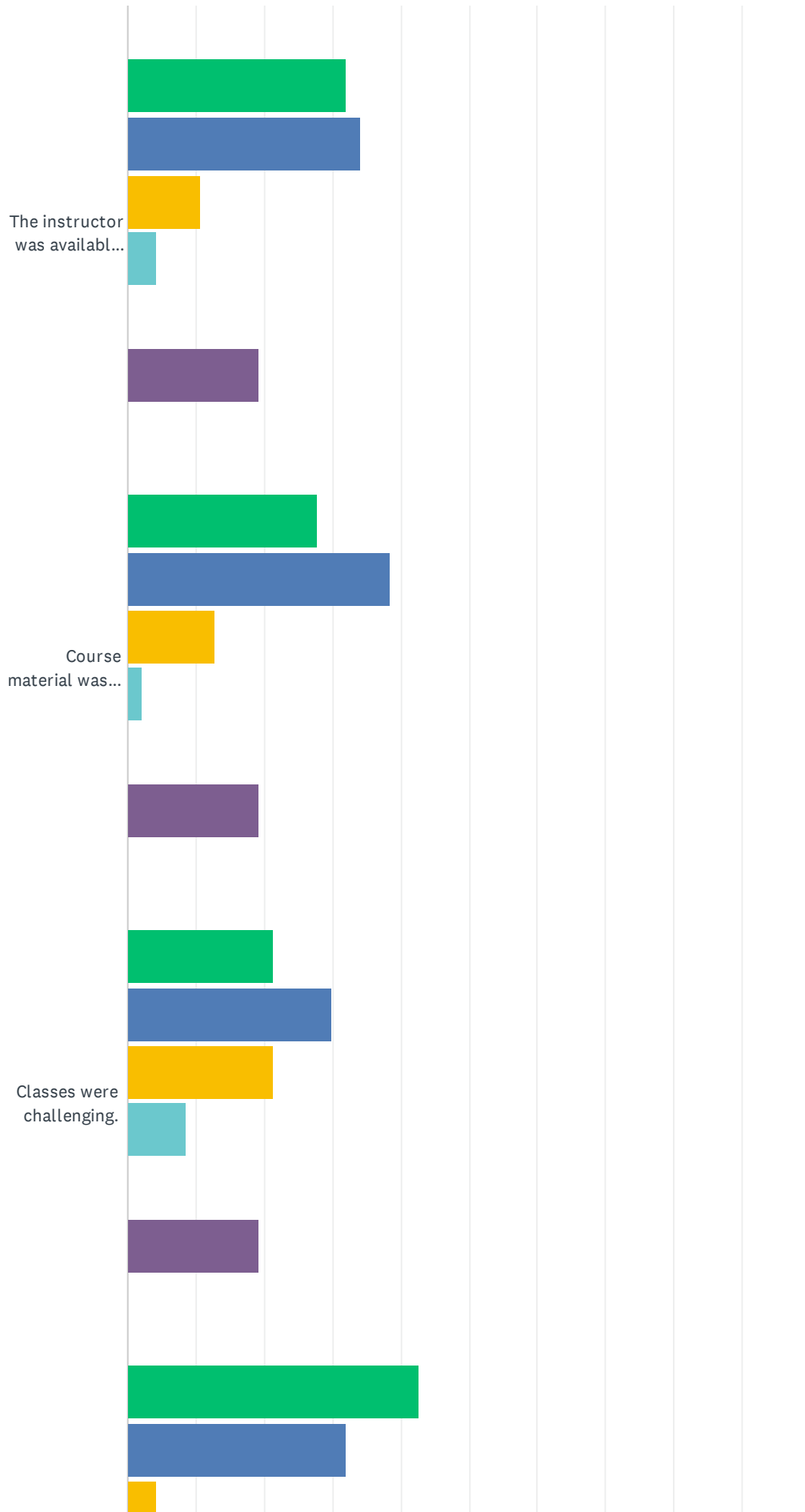
#	RESPONSES	DATE
1	wgu	5/11/2023 2:48 AM
2	University of Maine at Presque Isle	5/10/2023 1:57 PM
3	Probably University of Maine at Presque Isle or Thomas Edison State University for their generous recognition of transfer credits, similar to the Pierpont BOG AAS - for which I am so grateful!	5/10/2023 1:34 PM
4	Awaiting a decision from UWV	5/5/2023 9:53 PM
5	Fairmont State University.	4/22/2023 12:24 PM
6	Fairmont State	4/21/2023 7:12 PM
7	Marshall	4/21/2023 3:46 PM
8	Fairmont State University	4/21/2023 12:50 PM
9	Western Governors University	4/21/2023 12:22 PM
10	Fairmont State University	4/21/2023 11:38 AM
11	WVU	4/21/2023 10:14 AM
12	Not sure	4/21/2023 9:45 AM
13	Texas A&M Commerce	4/21/2023 9:12 AM

Q14 Please indicate how often the following statements were TRUE of the courses you completed at Pierpont:

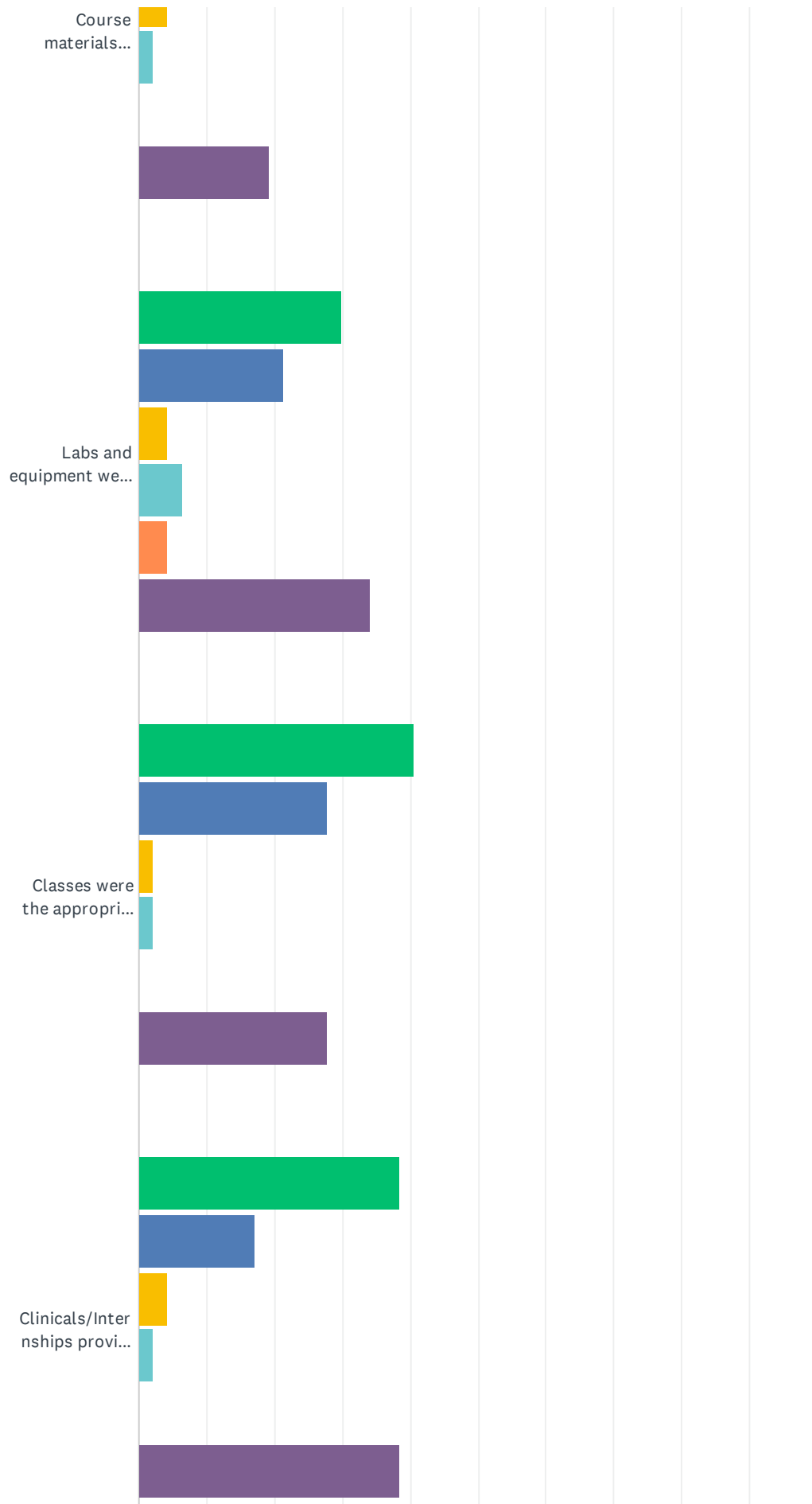
Answered: 47 Skipped: 4



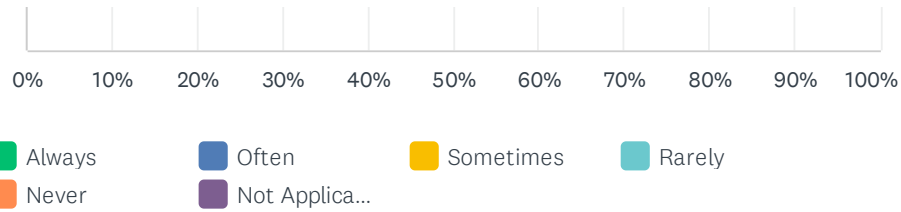
Pierpont Graduate Survey - 2023



Pierpont Graduate Survey - 2023



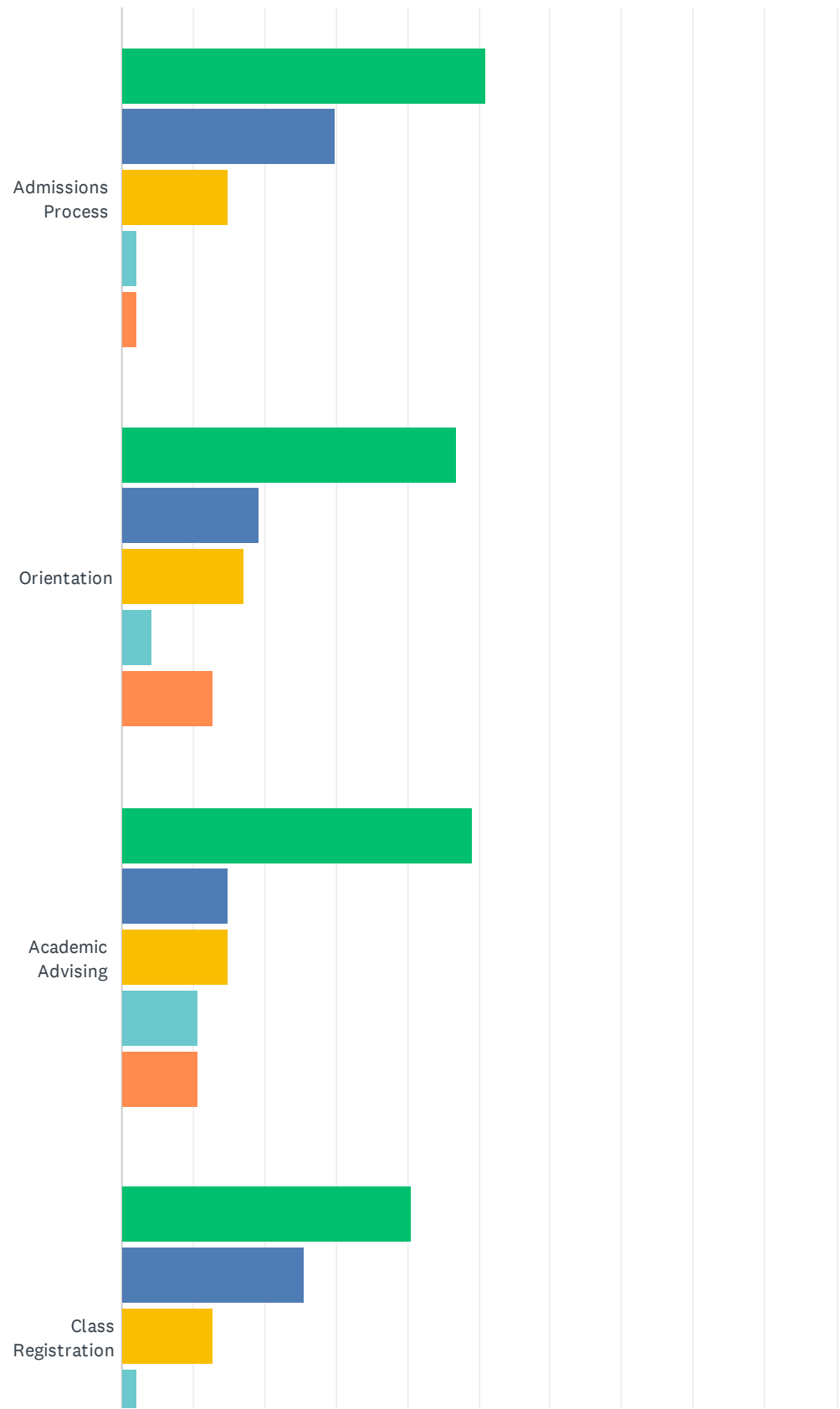
Pierpont Graduate Survey - 2023

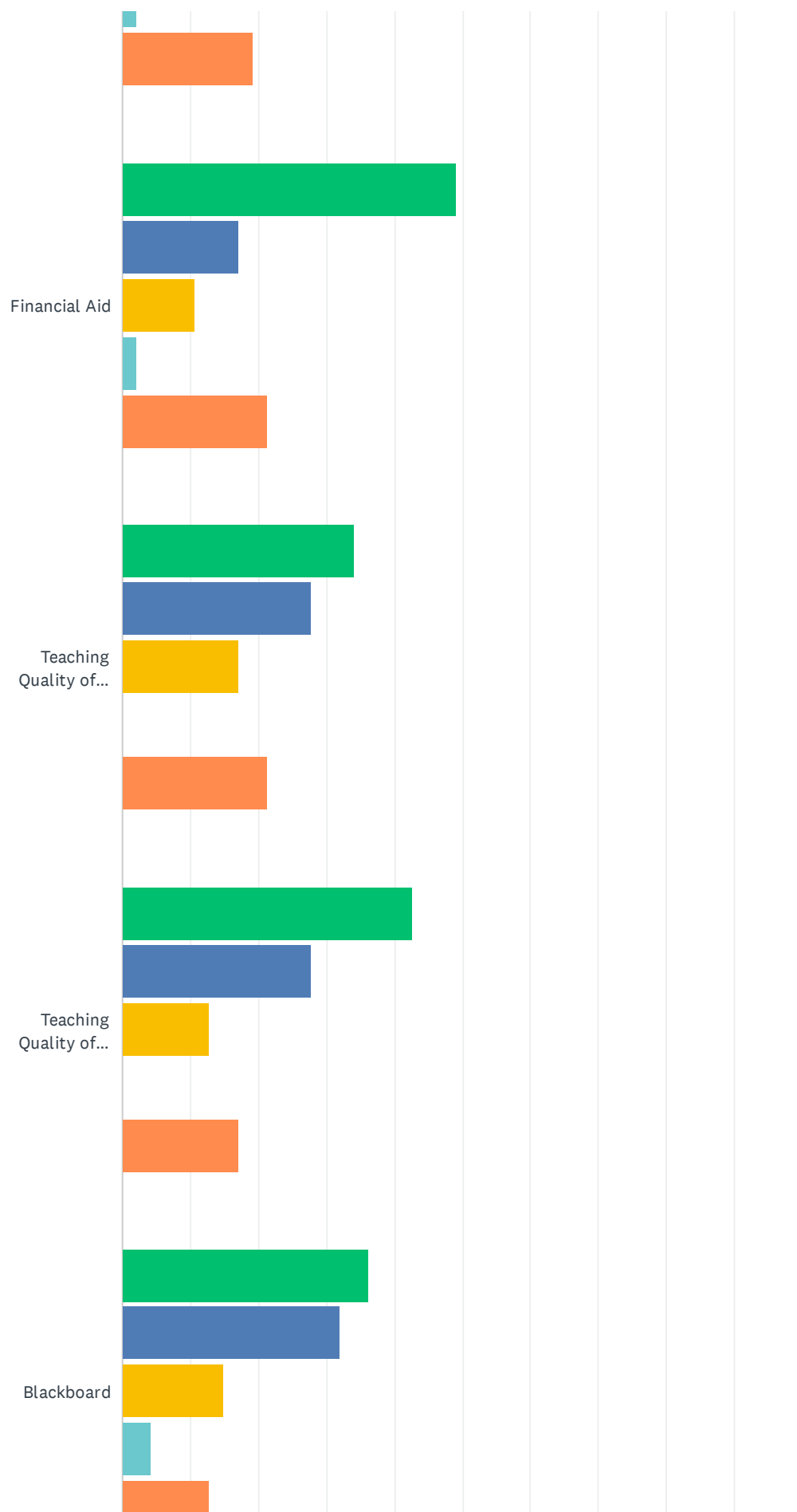


	ALWAYS	OFTEN	SOMETIMES	RARELY	NEVER	NOT APPLICABLE (N/A)	TOTAL
Classes were offered at convenient times.	44.68% 21	21.28% 10	17.02% 8	0.00% 0	0.00% 0	17.02% 8	47
The instructor had an excellent understanding of the subject matter.	38.30% 18	36.17% 17	6.38% 3	2.13% 1	0.00% 0	17.02% 8	47
The instructor was organized and well-prepared.	34.04% 16	29.79% 14	12.77% 6	6.38% 3	0.00% 0	17.02% 8	47
The instructor was available outside of class.	31.91% 15	34.04% 16	10.64% 5	4.26% 2	0.00% 0	19.15% 9	47
Course material was presented in a manner I could easily understand.	27.66% 13	38.30% 18	12.77% 6	2.13% 1	0.00% 0	19.15% 9	47
Classes were challenging.	21.28% 10	29.79% 14	21.28% 10	8.51% 4	0.00% 0	19.15% 9	47
Course materials (textbooks, study guides, etc.) were relevant and up-to-date.	42.55% 20	31.91% 15	4.26% 2	2.13% 1	0.00% 0	19.15% 9	47
Labs and equipment were up-to-date.	29.79% 14	21.28% 10	4.26% 2	6.38% 3	4.26% 2	34.04% 16	47
Classes were the appropriate size.	40.43% 19	27.66% 13	2.13% 1	2.13% 1	0.00% 0	27.66% 13	47
Clinicals/Internships provided meaningful experiences.	38.30% 18	17.02% 8	4.26% 2	2.13% 1	0.00% 0	38.30% 18	47

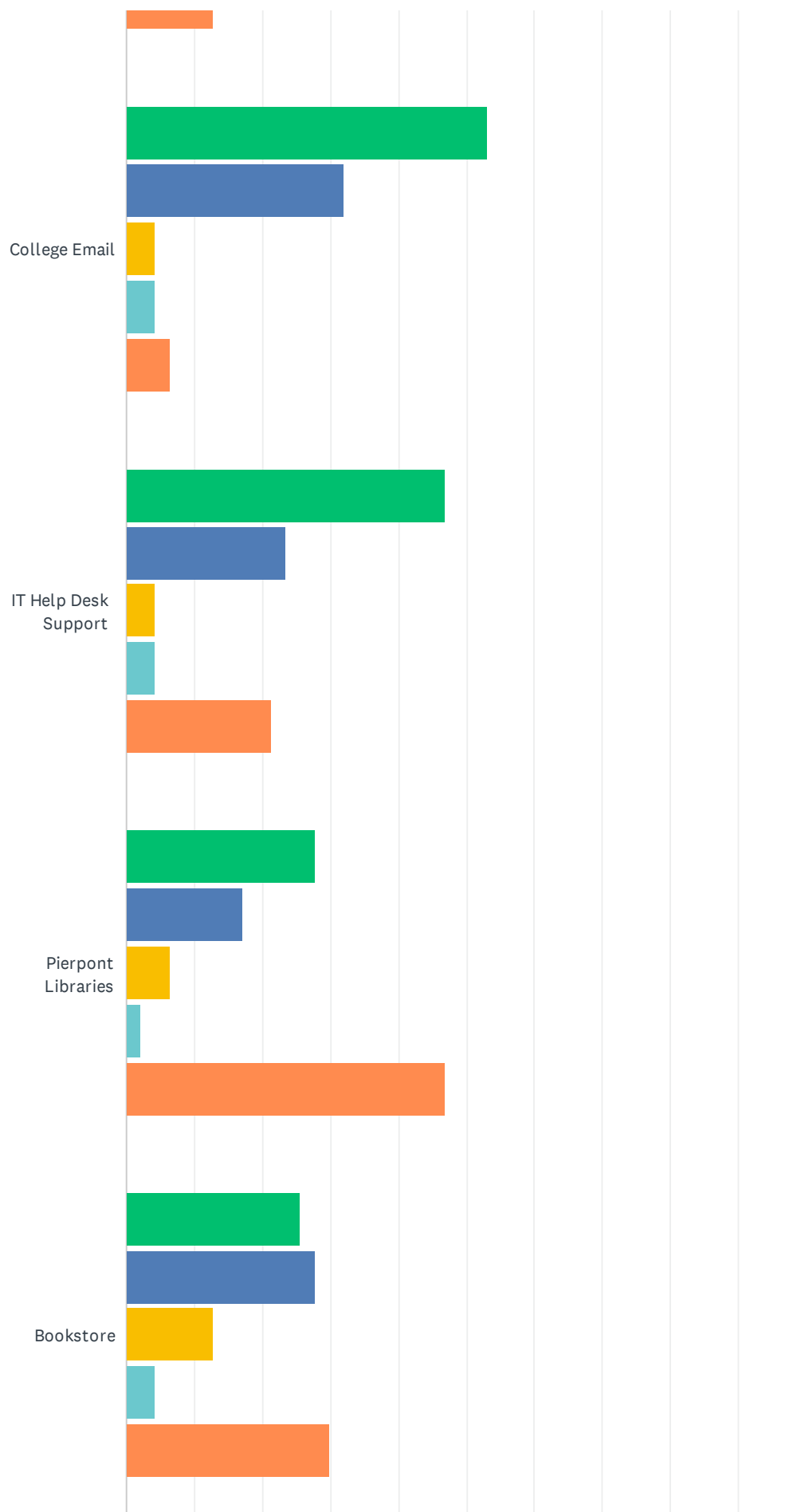
Q15 Please rate your experiences with the following services at Pierpont:

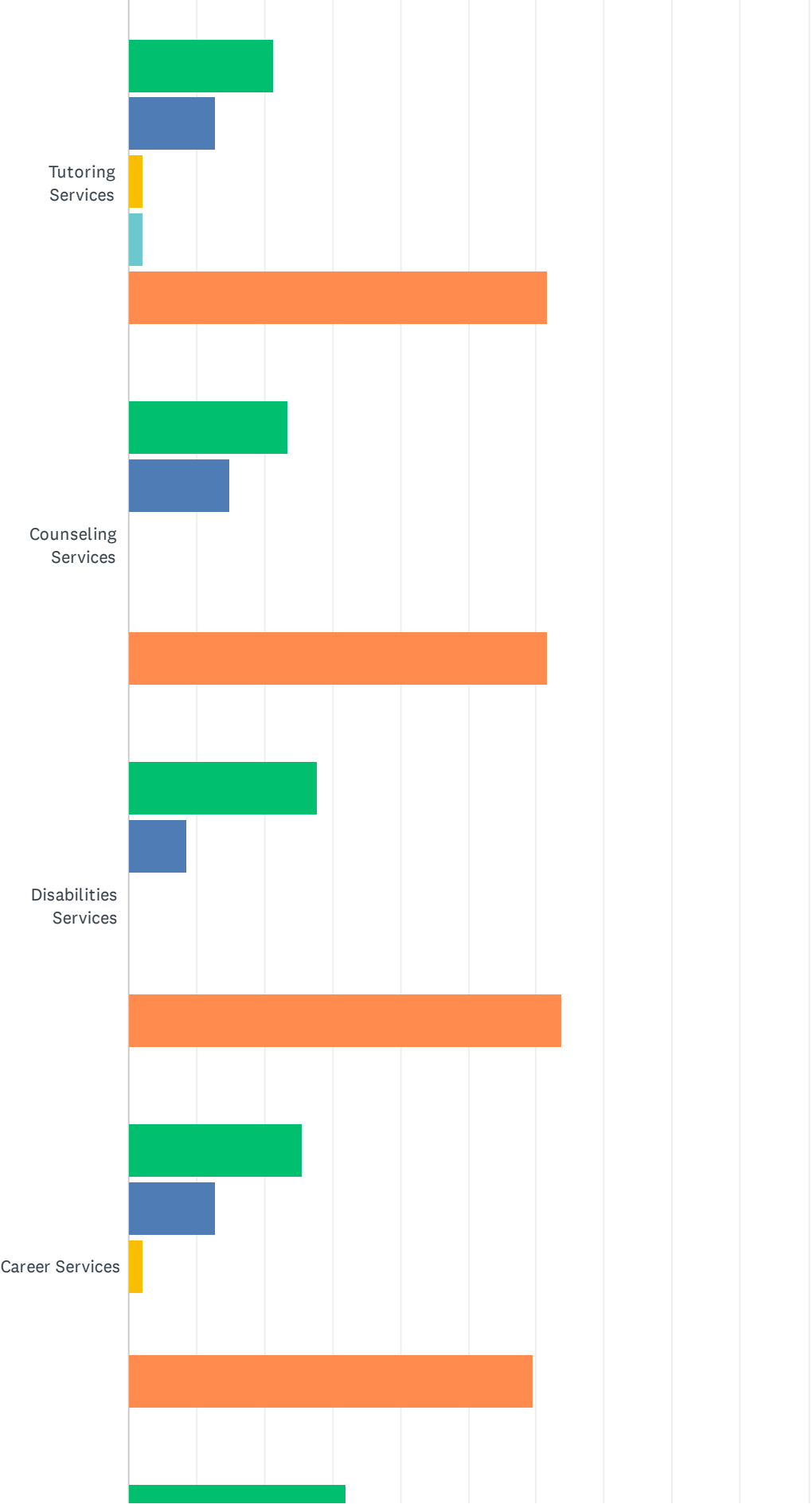
Answered: 47 Skipped: 4

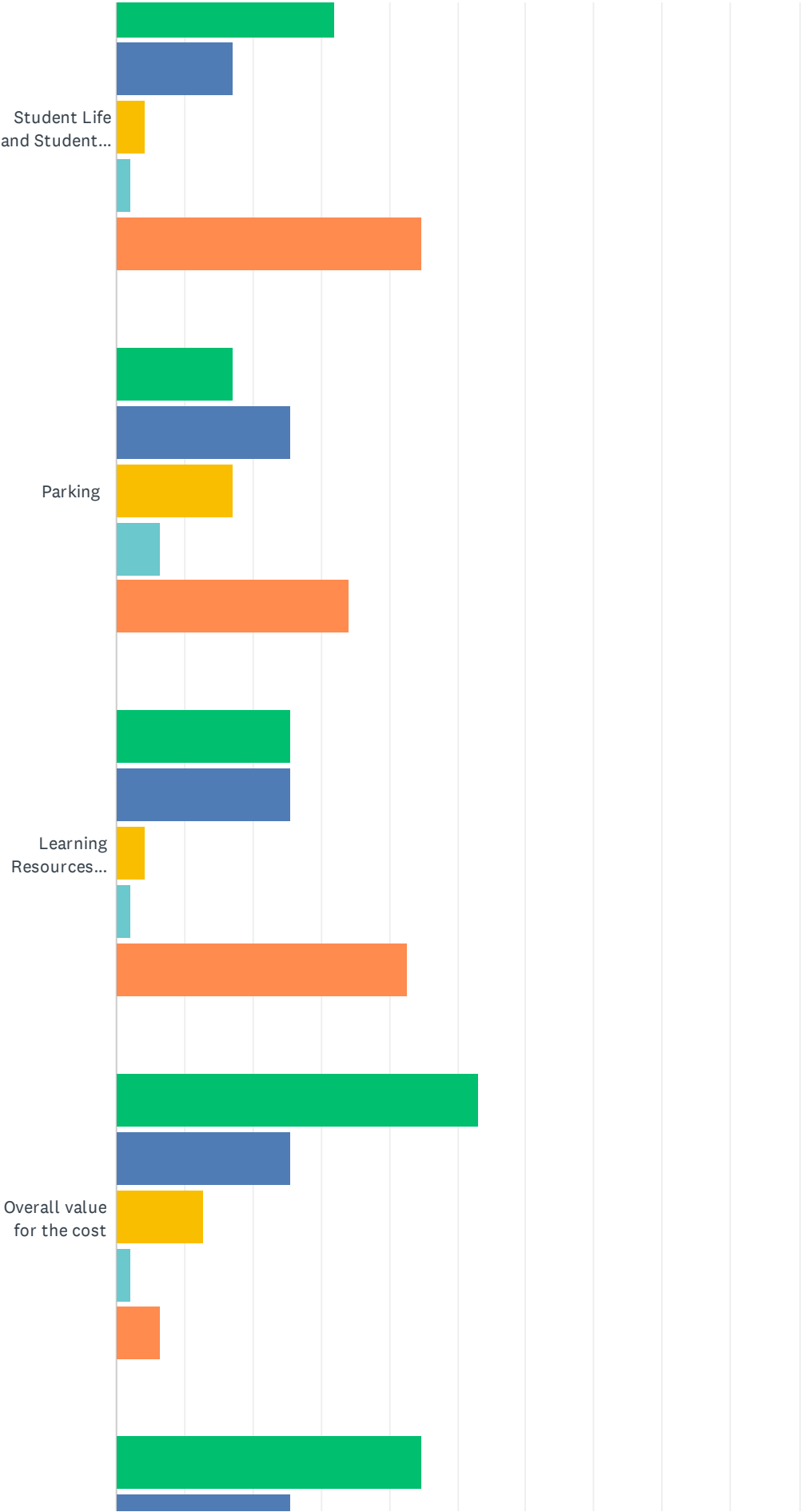




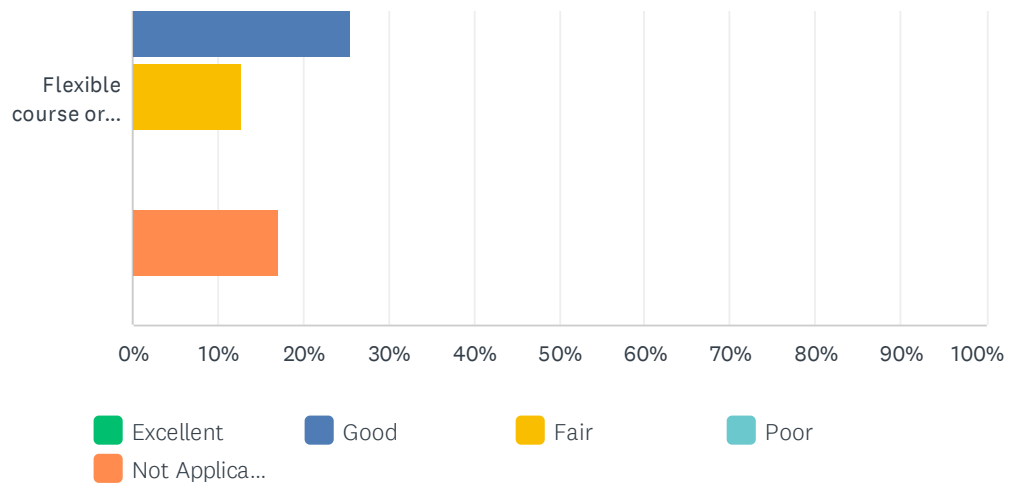
Pierpont Graduate Survey - 2023







Pierpont Graduate Survey - 2023



Pierpont Graduate Survey - 2023

	EXCELLENT	GOOD	FAIR	POOR	NOT APPLICABLE (N/A)	TOTAL
Admissions Process	51.06% 24	29.79% 14	14.89% 7	2.13% 1	2.13% 1	47
Orientation	46.81% 22	19.15% 9	17.02% 8	4.26% 2	12.77% 6	47
Academic Advising	48.94% 23	14.89% 7	14.89% 7	10.64% 5	10.64% 5	47
Class Registration	40.43% 19	25.53% 12	12.77% 6	2.13% 1	19.15% 9	47
Financial Aid	48.94% 23	17.02% 8	10.64% 5	2.13% 1	21.28% 10	47
Teaching Quality of General Education Faculty	34.04% 16	27.66% 13	17.02% 8	0.00% 0	21.28% 10	47
Teaching Quality of Faculty in Your Program Area	42.55% 20	27.66% 13	12.77% 6	0.00% 0	17.02% 8	47
Blackboard	36.17% 17	31.91% 15	14.89% 7	4.26% 2	12.77% 6	47
College Email	53.19% 25	31.91% 15	4.26% 2	4.26% 2	6.38% 3	47
IT Help Desk Support	46.81% 22	23.40% 11	4.26% 2	4.26% 2	21.28% 10	47
Pierpont Libraries	27.66% 13	17.02% 8	6.38% 3	2.13% 1	46.81% 22	47
Bookstore	25.53% 12	27.66% 13	12.77% 6	4.26% 2	29.79% 14	47
Tutoring Services	21.28% 10	12.77% 6	2.13% 1	2.13% 1	61.70% 29	47
Counseling Services	23.40% 11	14.89% 7	0.00% 0	0.00% 0	61.70% 29	47
Disabilities Services	27.66% 13	8.51% 4	0.00% 0	0.00% 0	63.83% 30	47
Career Services	25.53% 12	12.77% 6	2.13% 1	0.00% 0	59.57% 28	47
Student Life and Student Activities	31.91% 15	17.02% 8	4.26% 2	2.13% 1	44.68% 21	47
Parking	17.02% 8	25.53% 12	17.02% 8	6.38% 3	34.04% 16	47
Learning Resources (i.e., Tutor.com, Brainfuse, Student Lingo, Learning Strategies, Peer Tutors)	25.53% 12	25.53% 12	4.26% 2	2.13% 1	42.55% 20	47
Overall value for the cost	53.19% 25	25.53% 12	12.77% 6	2.13% 1	6.38% 3	47
Flexible course or program format (e.g., online courses)	44.68% 21	25.53% 12	12.77% 6	0.00% 0	17.02% 8	47

Q16 When Pierpont innovates new career services, what assistance would you recommend be available to students (i.e. mock interviews, resume/cover letter writing assistance, etc.)?

Answered: 47 Skipped: 4

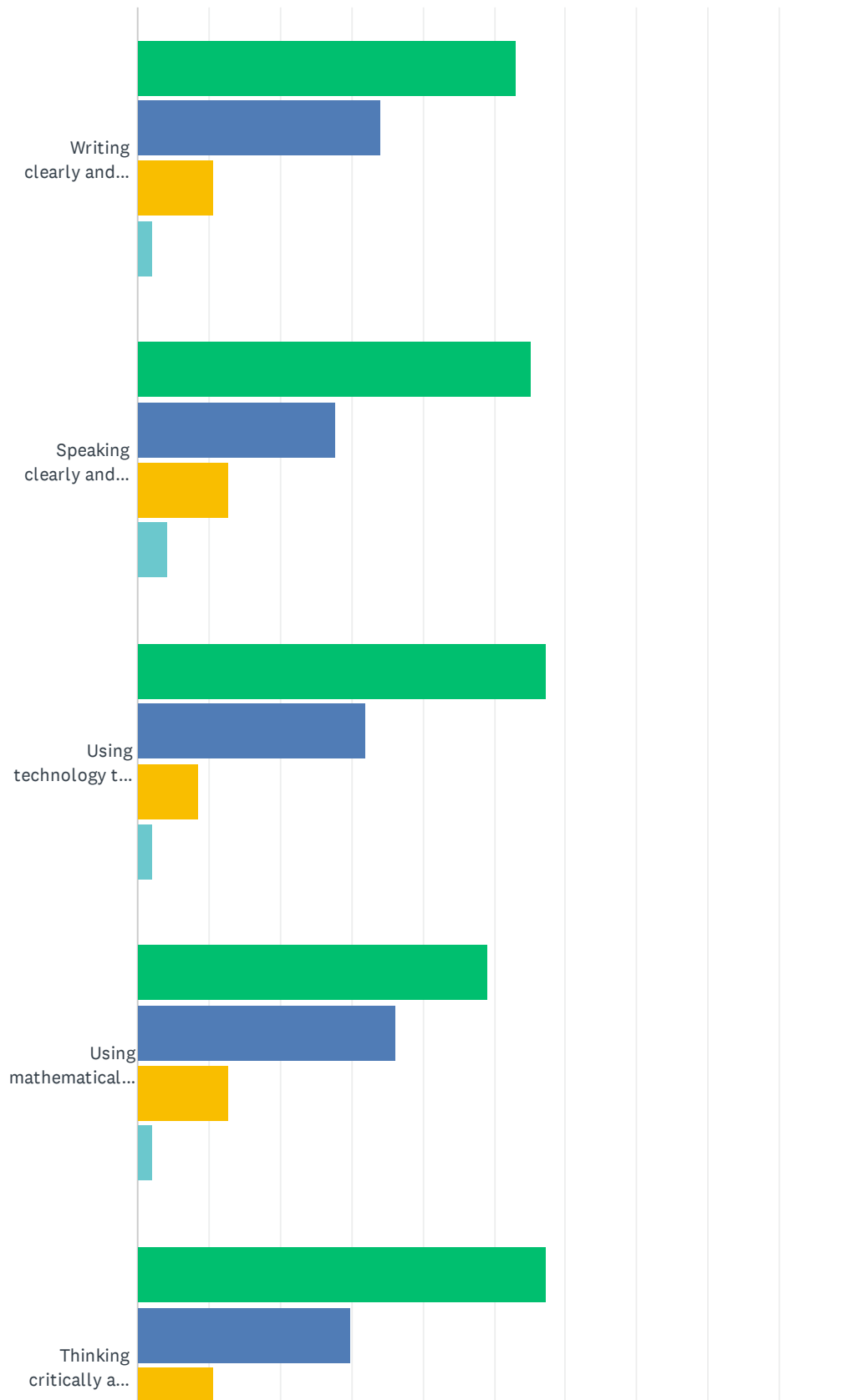
#	RESPONSES	DATE
1	Mock interviews	5/12/2023 1:37 PM
2	Resume/ cover letter writing assistance	5/11/2023 8:49 PM
3	career services are available?	5/11/2023 2:50 PM
4	Sure	5/11/2023 2:49 AM
5	I think teaching resume writing is very important in job application.	5/10/2023 2:02 PM
6	All of the above, in a remote format, would be great.	5/10/2023 1:36 PM
7	resume	5/5/2023 9:54 PM
8	help with job placement	5/5/2023 2:17 PM
9	Do real back ground checks on the professors	5/4/2023 9:39 PM
10	mock interviews	5/3/2023 2:10 PM
11	mock interviews resume/cover letter writing assistance gathering projects assistance	5/2/2023 9:51 AM
12	resume cover letter writing assistance	4/24/2023 3:44 PM
13	Clear information for students.	4/22/2023 2:08 PM
14	Any help is beneficial	4/22/2023 1:24 PM
15	Assist in finding job openings relevant to the degree field of study.	4/22/2023 12:37 PM
16	mock interviews	4/22/2023 12:31 PM
17	I went through the Aviation Maintenance Program and I can tell you everything I needed was available. Teachers and staff was awesome and help me all the way. I would recommend this program to anyone wanting a better life.	4/22/2023 10:28 AM
18	N/A	4/22/2023 8:02 AM
19	Mock interviews, resume/cover letter writing assistance	4/21/2023 7:17 PM
20	Unsure	4/21/2023 5:24 PM
21	Resume service would be a big one.	4/21/2023 4:38 PM
22	Practice tests if a new career has a board passing requirement so that the person feels prepared. (And any other tips to pass boards such as job interviews etc stated above in the question)	4/21/2023 4:35 PM
23	mock interviews	4/21/2023 3:47 PM
24	Status quo	4/21/2023 3:18 PM
25	Resume and cover letter writing assistance sounds great	4/21/2023 2:28 PM
26	Help finding jobs	4/21/2023 1:21 PM
27	.	4/21/2023 12:52 PM
28	All that	4/21/2023 12:48 PM

Pierpont Graduate Survey - 2023

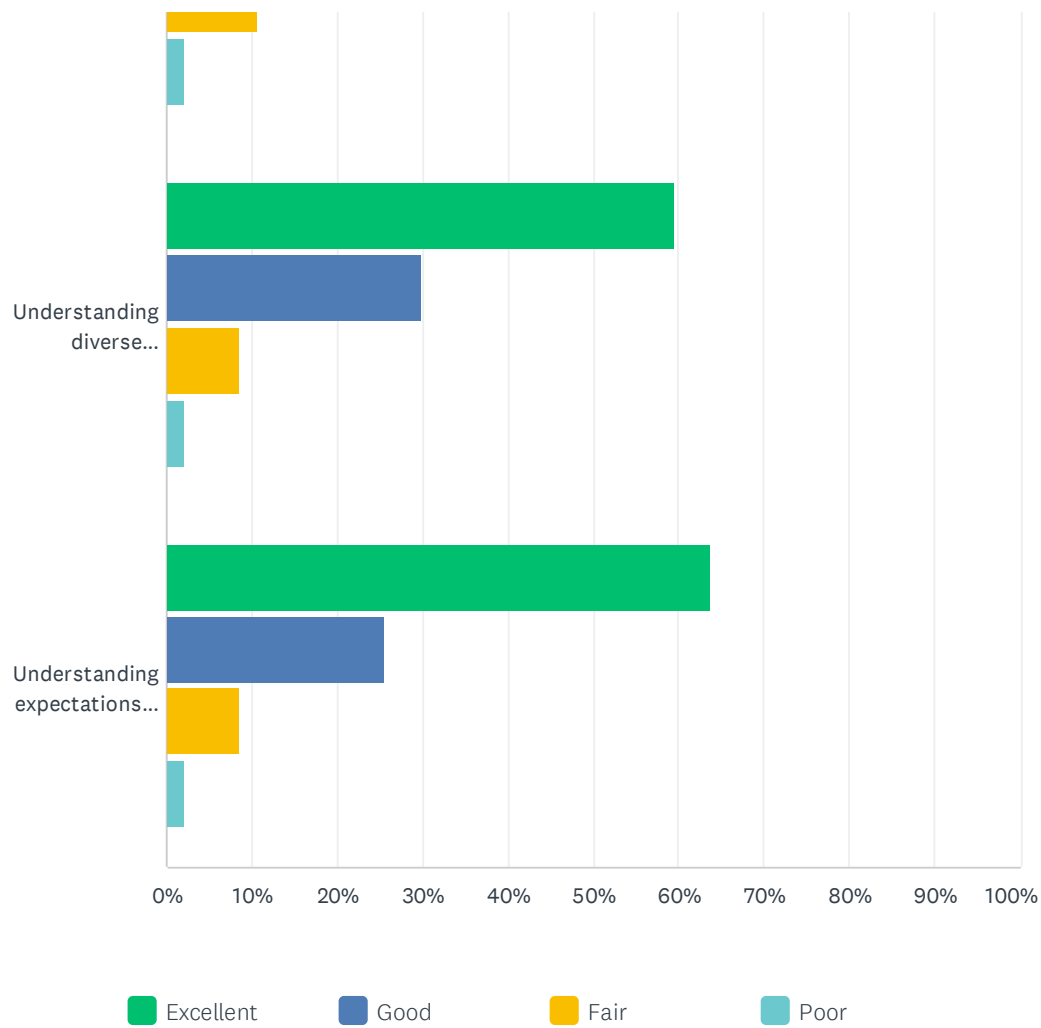
29	N/A	4/21/2023 12:47 PM
30	Resume/cover letter writing assistance, LinkedIn profile optimization, interviewing strategies, how to deal with recruiters	4/21/2023 12:25 PM
31	Resume assistance	4/21/2023 12:19 PM
32	Mock interviews and cover letter writing assistance	4/21/2023 11:57 AM
33	Finances, Tax Courses, etc.	4/21/2023 11:40 AM
34	Resume, mock interviews, how to answer questions, their priorities in their career field, and being able to explain what they bring to the table for the job they are interviewing for.	4/21/2023 11:32 AM
35	n/a	4/21/2023 11:31 AM
36	note taking, tax courses	4/21/2023 11:25 AM
37	Collaborative Culinary Arts and Baking Pastry Class	4/21/2023 11:17 AM
38	mock interviews	4/21/2023 10:55 AM
39	Help with resumes/cover letters	4/21/2023 10:54 AM
40	Writing Assistance	4/21/2023 10:53 AM
41	I don't have much to say for general Pierpont career services, because my culinary Capstone class already contains all of these. Maybe more help with portfolios?	4/21/2023 10:22 AM
42	Yes	4/21/2023 9:54 AM
43	Mock interviews	4/21/2023 9:46 AM
44	A survey for all classes. Teachers who were rude or refused to grade fairly did not provide surveys to be filled out.	4/21/2023 9:15 AM
45	Mock interviews would be great	4/21/2023 9:13 AM
46	Job fairs with employees in the area, portfolio services, resume writing	4/21/2023 9:11 AM
47	Resume/cover letter writing assistance	4/21/2023 9:10 AM

Q17 Please rate your growth in the following areas while at Pierpont:

Answered: 47 Skipped: 4



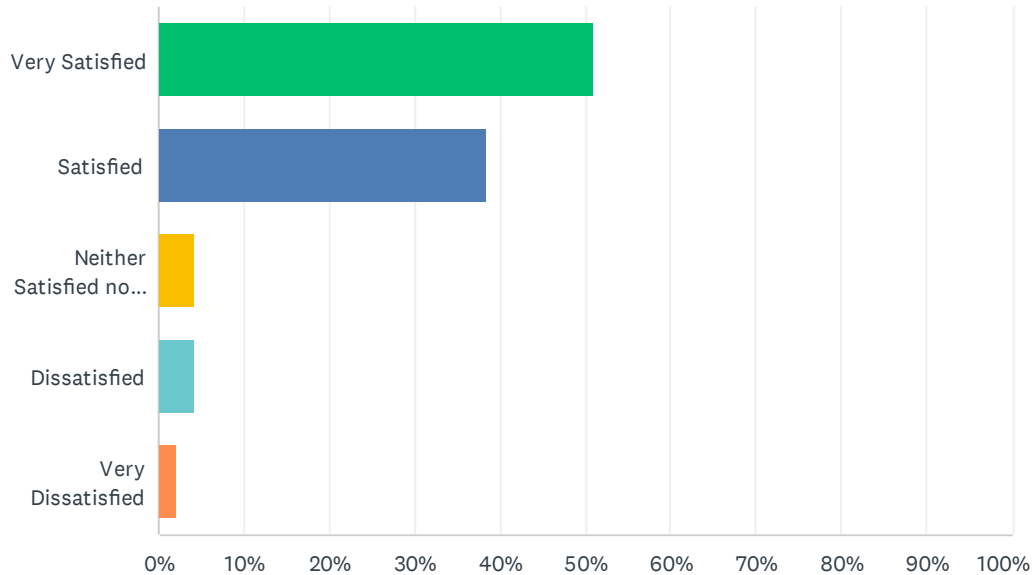
Pierpont Graduate Survey - 2023



	EXCELLENT	GOOD	FAIR	POOR	TOTAL
Writing clearly and effectively	53.19% 25	34.04% 16	10.64% 5	2.13% 1	47
Speaking clearly and effectively	55.32% 26	27.66% 13	12.77% 6	4.26% 2	47
Using technology to access and manage information	57.45% 27	31.91% 15	8.51% 4	2.13% 1	47
Using mathematical processes and principles	48.94% 23	36.17% 17	12.77% 6	2.13% 1	47
Thinking critically and analytically	57.45% 27	29.79% 14	10.64% 5	2.13% 1	47
Understanding diverse viewpoints	59.57% 28	29.79% 14	8.51% 4	2.13% 1	47
Understanding expectations of professionalism in the workplace	63.83% 30	25.53% 12	8.51% 4	2.13% 1	47

Q18 Overall, how satisfied are you with the quality of your educational experience at Pierpont?

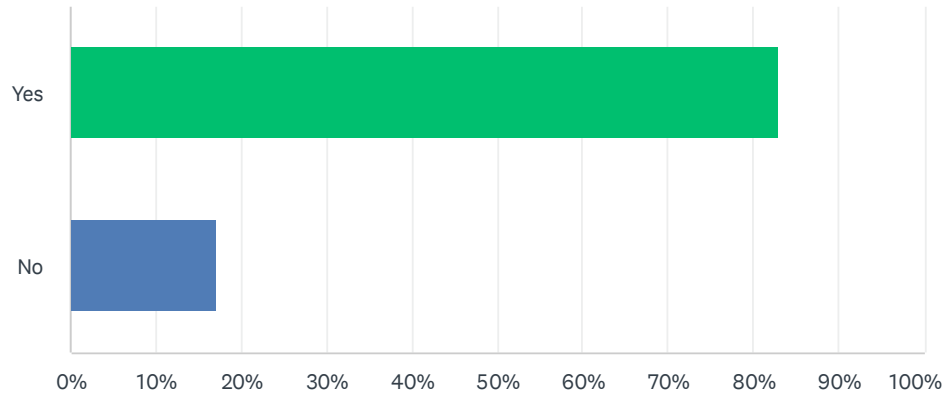
Answered: 47 Skipped: 4



ANSWER CHOICES	RESPONSES	
Very Satisfied	51.06%	24
Satisfied	38.30%	18
Neither Satisfied nor Dissatisfied	4.26%	2
Dissatisfied	4.26%	2
Very Dissatisfied	2.13%	1
TOTAL		47

Q19 If you were to begin your education again, would you choose Pierpont?

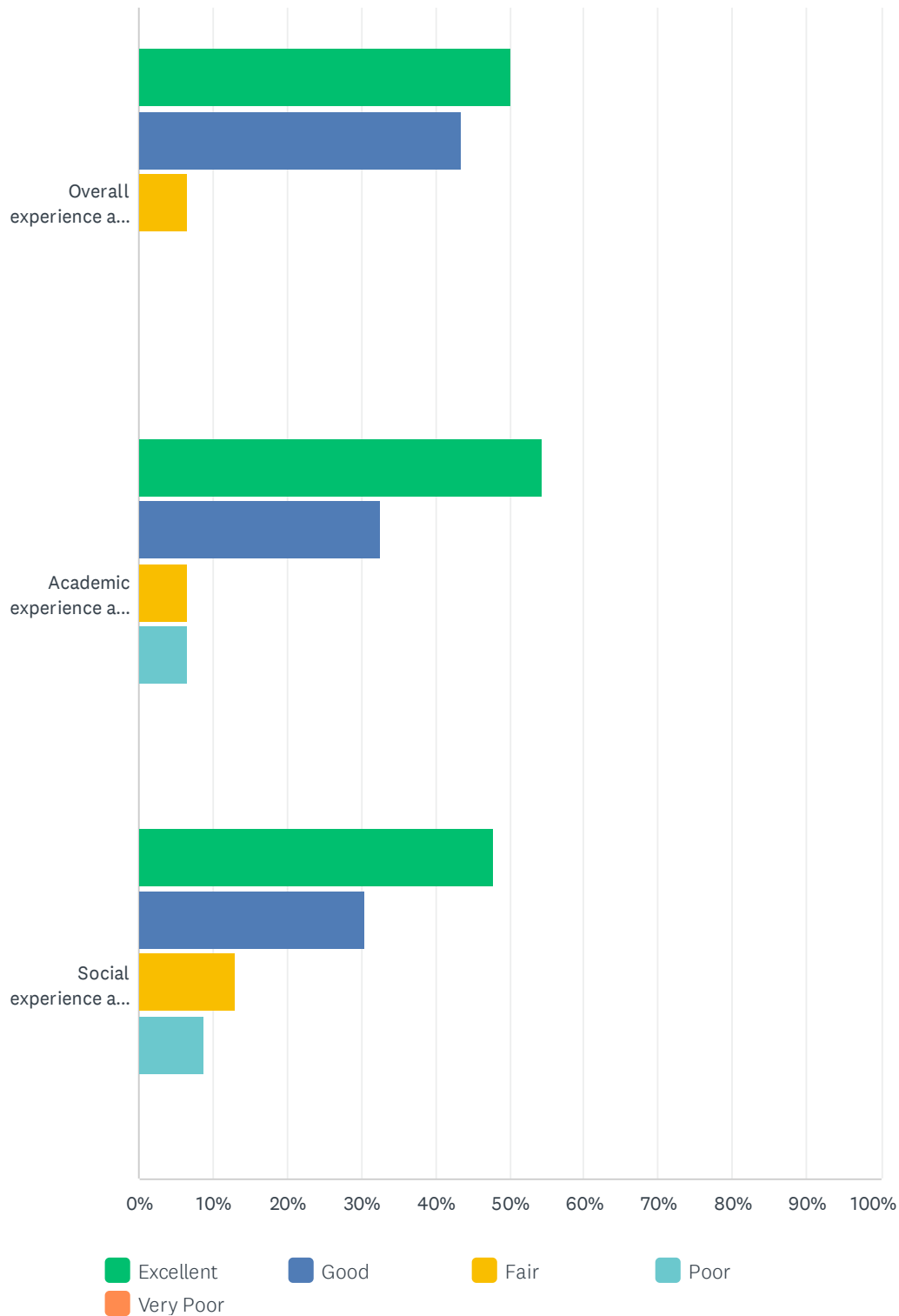
Answered: 47 Skipped: 4



ANSWER CHOICES	RESPONSES	
Yes	82.98%	39
No	17.02%	8
TOTAL		47

Q20 How would you rate the quality of the following at Pierpont?

Answered: 46 Skipped: 5



Pierpont Graduate Survey - 2023

	EXCELLENT	GOOD	FAIR	POOR	VERY POOR	TOTAL
Overall experience at Pierpont	50.00% 23	43.48% 20	6.52% 3	0.00% 0	0.00% 0	46
Academic experience at Pierpont	54.35% 25	32.61% 15	6.52% 3	6.52% 3	0.00% 0	46
Social experience at Pierpont	47.83% 22	30.43% 14	13.04% 6	8.70% 4	0.00% 0	46

Q21 Thinking about your time at Pierpont, what kinds of resources, services, opportunities, or activities do you believe would have facilitated your success at Pierpont?

Answered: 26 Skipped: 25

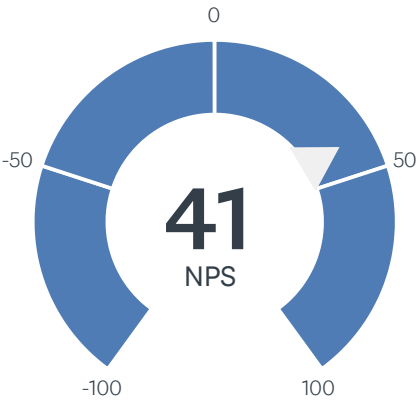
#	RESPONSES	DATE
1	I was helped and coordinated well with the nency. I think he is very punctual and supportive of the students. I have good memories of him and about this college.	5/10/2023 2:05 PM
2	n/a	5/5/2023 9:54 PM
3	Having an advisor, that did not lie, and that had life experience on what he was teaching, instead of political correctness experience of his curriculum.	5/4/2023 9:44 PM
4	n/a	5/3/2023 2:10 PM
5	Easy access to my academic advisor flexible classes Edge Credits	5/2/2023 9:52 AM
6	The ability to have online classes.	4/22/2023 2:25 PM
7	Everything I needed to succeed was there.	4/22/2023 10:30 AM
8	N/A	4/22/2023 8:03 AM
9	I am not sure.	4/21/2023 7:18 PM
10	More board prep for my program, such as practice tests, more clinical rotations, and more hands on practice in my field. Other than that I had a good time at Pierpont.	4/21/2023 4:38 PM
11	Yes	4/21/2023 3:18 PM
12	I think someone always readily available for questions would have been great. I sometimes didn't get to do my work until late and I sometimes had questions that I would email about but had to wait for a response usually the next day.	4/21/2023 2:32 PM
13	N/A	4/21/2023 1:23 PM
14	.	4/21/2023 12:53 PM
15	Faster communication with teachers and admin. Many processes were agonizingly slow and some people were difficult to get in touch with.	4/21/2023 12:49 PM
16	Getting help from people you know	4/21/2023 11:59 AM
17	The Lab equipment being more up to date, most of the lab volt was broke and didn't work. Also instructors getting frustrated when the equipment doesn't operate.	4/21/2023 11:34 AM
18	n/a. Everything is perfect!	4/21/2023 11:32 AM
19	My teachers, and also the Veteran's Benefits Representative.	4/21/2023 11:19 AM
20	You should expand the board of governors program.	4/21/2023 10:55 AM
21	I would have preferred more options for in-person or mixed Gen Ed classes. I'm not great at learning online, especially without any sort of Teams meetings. My favorite online class was Accounting, where we had real meetings to go over the work. I also liked my in-person classes, but the classes that were fully online I don't feel like I usually got much out of.	4/21/2023 10:30 AM
22	I liked that my professors were open to help	4/21/2023 9:55 AM
23	Just better communication or clearer instructions on blackboard for online students. It was hard to navigate at first.	4/21/2023 9:17 AM
24	Everything was amazing	4/21/2023 9:14 AM

Pierpont Graduate Survey - 2023

25	Better more relevant communication	4/21/2023 9:13 AM
26	Resources and services	4/21/2023 9:12 AM

Q22 How likely is it that you would recommend Pierpont to a friend or colleague?

Answered: 46 Skipped: 5



DETRACTORS (0-6)	PASSIVES (7-8)	PROMOTERS (9-10)	NET PROMOTER® SCORE
15% 7	28% 13	57% 26	41